


Campus Safety and Sexual Assault Survey



GREAT BASIN COLLEGE



Survey Dates:
Feb 2022 – Apr 2022

Report Date:
09/15/22





University of Nevada, Reno

Nevada Center for Surveys, Evaluation, and Statistics (CSES)

Sarah A. Moody, M.A.

Graduate Research Assistant

Anna Fine, M.S.

Graduate Research Assistant

Veronica B. Dahir, Ph.D.

Director, Survey Operations Lab

Please direct any correspondence about this report to Dr. Veronica Dahir at veronicad@unr.edu or 775-784-6718.

Suggested citation: Moody, S. A., Fine, A., & Dahir, V. B. (2022, September). *Campus Safety and Sexual Assault Survey: Great Basin College*. University of Nevada, Reno. Submitted to Great Basin College.

Cover photo credit: <https://www.careergirls.org/career/school-counselor/>

Table of Contents

Acknowledgements	4
Executive Summary	5
Introduction	7
Method	7
Sample Characteristics and Response Rates	7
Results	9
Perceptions of Campus Leaders	9
Overall Perceptions.....	9
Perceptions of Campus Support System.....	10
Anticipated Response to Reports of Sexual Assault	10
Training and Exposure to Information about Sexual Assault	12
Training Received.....	12
Perceptions of Sexual Assault and Sexual Misconduct at GBC	12
Responses to Situations that could have led to Sexual Assault.....	13
Perceived Effects of Alcohol.....	14
Experiences with Sexual Harassment at GBC	15
Experiences with Significant Others while at GBC	16
Knowledge of Friends' Behavior at GBC	18
Respondents' Behavior Toward Others at GBC	18
Unwanted Sexual Contact	19
Context of Unwanted Sexual Experience	19
Characteristics of Perpetrator	21
Subsequent Response to Sexual Assault	21
Appendix: Survey Instrument	24

Acknowledgements

We would like to thank Dr. Jennifer Lowman, Director of Student Persistence Research at the University of Nevada, Reno, for allowing Great Basin College to use and adapt questions from the University of Nevada's 2018 Sexual Conduct and Campus Safety Survey for its own use. We'd also like to thank Brandis Senecal in Institutional Research and Effectiveness for her help with GBC's student population demographics and Patricia Anderson, Emeritus Director of Environmental Health, Safety & Security, for assistance with development of the survey items.

Executive Summary

The Nevada Center for Surveys, Evaluation, and Statistics (CSES) sampled 1,585 students from Great Basin College (GBC) via a web-survey between February 2022 and April 2022 to assess attitudes, perceptions, and experiences related to sexual conduct and campus safety. Overall, 134 of the original students sampled (8.5%) completed the survey.

Generally, the survey sample approximated the characteristics of GBC students. That is, respondents were mainly female (73.7%), White (51.9%) or Hispanic (16.3%), younger than 35 years of age (54.1%), and heterosexual (78.8%).

Respondents generally reported favorable attitudes toward GBC and the GBC administration with most respondents reporting strong agreement with statements such as “I feel safe at GBC” and “I think the faculty are genuinely concerned about my welfare.” Respondents were also optimistic about the way they tended to believe that GBC would respond to reports of sexual assault. For example, there was strong agreement with the statement: “The college would take the report seriously.”

Respondents tended to feel that sexual assault and sexual misconduct was not a problem at GBC, and they could personally do something about sexual assault and sexual misconduct. Respondents also tended to report they were not involved in efforts to end sexual assault and sexual misconduct at GBC.

Just over two percent of respondents indicated they had a friend or acquaintance who told the respondent they were a victim of an unwanted sexual experience, and 2.2% of respondents believed they had witnessed a situation that could have led to a sexual assault. Students who reported witnessing a situation potentially leading to sexual assault reported intervening, such as asking others to help diffuse the situation (33.3%) or asking the person at risk if they needed any help (16.7%).

Most respondents (63.4%) indicated they had sexual intercourse within the last year. Those who reported sexual intercourse also reported low rates of drug use prior or during the most recent sexual encounter (15.3% used alcohol; 8.2% used marijuana; 1.2% used a different drug).

A small fraction of respondents (< 1%) indicated they had personally committed acts of sexual harassment while attending GBC, such as using location technology to track someone’s location without permission. However, respondents reported experiencing sexual harassment, and the most frequently reported experience was someone else making unwanted sexual advances, gestures, or comments directed at the respondent (7.5%).

Respondents who were currently in an intimate or romantic relationship (65.7%) tended to report committing a high frequency of positive behaviors directed toward their partners, as well as experiencing those behaviors from their partners (e.g., showing respect for partners’ feelings about an issue). The most frequently reported negative behaviors reported by the respondent involved non-violent behaviors, the most common of which was insulting or swearing at one’s

partner (11.4%). The least frequently reported behaviors were the most violent (e.g., choking one's partner or being choked by one's partner).

Most respondents reported they had not experienced interpersonal violence while they were students at GBC. The most reported form of interpersonal violence was respondents having something thrown at them that could hurt them (1.1%).

Respondents were asked to indicate whether they had experienced five types of unwanted sexual contact while they were students at GBC. A total of 11 respondents (7.9%) reported experiencing at least one form of unwanted sexual contact. The most frequently reported interaction was "Touching of a sexual nature" (5.5%), followed by "Sexual intercourse" (3.2%). Follow-up questions revealed that, of the 11 reported sexual assaults or suspected assaults, most took place off campus (87.5%). Most (66.7%) of the unwanted sexual encounters took place two or more years ago. Eight respondents also reported whether the sexual assault involved their own use of drugs. Two respondents (25%) affirmed they were drinking prior to the assault. When asked whether the sexual assault involved the perpetrator's use of drugs or alcohol, two respondents (25%) reported the perpetrator used alcohol just prior to the incident. Two respondents (25%) indicated they did not know whether the perpetrator used drugs or alcohol prior to the assault.

Respondents who experienced a sexual assault while at GBC reported the perpetrators were male ($n = 7$; 100%), were not affiliated with GBC ($n = 9$; 81.8%), and were mostly acquaintances (37.5%).

In the aftermath of the sexual assault(s), one-half of eight respondents reported they told someone else about the assault ($n = 4$, 50.0%). Those who told someone most frequently told a close friend ($n = 4$; 50.0%). One respondent indicated they informed a GBC campus Title IX Officer. When asked about the reasons they chose not to tell or hesitated to tell someone about the assault, respondents mostly reported they did not want the perpetrator to get into trouble (62.5%) and wanting to forget it happened (62.5%).

When asked about the effect the assault had on respondents' school work, three respondents (37.5%) reported the assault "somewhat" or "absolutely" affected their school work. No respondents at least somewhat considered leaving GBC or transferring to another college.

Introduction

The Nevada Center for Surveys, Evaluation, and Statistics (CSES) conducted a web survey to assess attitudes, perceptions, and experiences regarding sexual conduct and campus safety. Data collection took place over a 5.5-week period in February and March 2022, followed by a second recruiting period of 2 weeks in April 2022. This report provides the results of that survey.

Method

Students enrolled at Great Basin College (GBC) were e-mailed with an invitation to participate in the Sexual Conduct and Campus Safety Survey (SCCS) on February 17, 2022. Subsequent reminder e-mails were sent to students who had not completed the survey on February 24, March 3, March 10, and March 17. The survey was closed to further participation on March 28, 2022. The survey was re-opened in April to solicit more responses, with an emphasis on Sexual Assault Awareness Month. Two additional reminders were sent on April 7 and April 13. Each student was provided with a unique Uniform Resource Locator (URL) which directed them to the survey website and allowed researchers to track response rates. After data collection was completed, demographic data provided by GBC (i.e., students' gender, race, and age) were merged with responses that students provided to the survey. The data were then anonymized to ensure that responses could not be linked to personally identifying information.

Results are reported in two formats: Means and distributions. Means are reported for items in which a rating scale format was used (e.g., "On a scale of 1 to 5...") to provide a succinct summary of responses and comparisons of subgroups (e.g., Men vs. Women). Statistical significance of group differences was determined by examining the 95% confidence intervals (CIs) for the means of each group and corresponding *p* values. Because the current survey is based on a sample of GBC students, the means presented in this report are only an approximation of the *true* means that would be obtained if all GBC students had completed the survey. Thus, if the mean for one group is different from another group, it is uncertain whether that difference is a true difference in the population. Confidence intervals provide a *range* of values that are likely to contain the *true* mean. Confidence intervals are reported as two values within a pair of brackets. The first value is the *lower bound* and the second is the *upper bound*. An example of non-overlapping confidence intervals is "95% CI [2.71, 3.42] and [3.55, 4.73]", indicating that the mean for the first group is likely to be somewhere between 2.71 and 3.42, whereas the mean for the second group is likely to be between 3.55 and 4.73. Because these two ranges do not overlap, this is an example of a statistically significant difference between the two groups, though overlapping confidence intervals can indeed statistically differ. Hence, we include both confidence intervals and *p* values. Distributions are reported as counts and percentages for items with response options that could not be numerically ordered (e.g., yes/no, male/female/other).

Sample Characteristics and Response Rates

GBC provided CSES with demographic data for the GBC student population to compare the characteristics of respondents with those of the population from which respondents were recruited. Table 1 summarizes these sample characteristics and provides response rates by

demographic groups when possible. Response rates are presented as the percentage of respondents from each group who provided at least one usable response to the survey.

Table 1: Sample and Population Characteristics

	Survey		Population		Response Rate
	N	%	N	%	%
Gender					
Women	97	73.5%	1209	66.6%	8.0%
Men	33	25.0%	564	31.1%	5.9%
Non-binary	2	0.2%	2	0.1%	100%
<i>Total</i>	<i>132</i>	<i>100.0%</i>	<i>1814</i>	<i>100.0%</i>	<i>N/A</i>
Race-Ethnicity					
White	70	51.9%	1072	59.1%	6.5%
Hispanic	22	16.3%	344	19.0%	6.4%
Native American/Alaskan Native	6	4.4%	102	5.6%	5.9%
Asian	2	1.5%	50	2.8%	4.0%
Black	11	8.1%	85	4.7%	12.9%
Multiracial	8	5.9%	46	2.6%	17.4%
Pacific Islander	4	3.0%	17	0.9%	23.5%
Missing/unknown	5	3.7%	95	5.2%	5.3%
<i>Total</i>	<i>141</i>	<i>100.0%</i>	<i>1814</i>	<i>100.0%</i>	<i>N/A</i>
Age					
18-24	49	36.3%	632	34.8%	7.8%
25-34	24	17.8%	556	30.7%	4.3%
35-44	29	21.5%	370	20.4%	7.8%
45-54	22	16.3%	172	9.5%	12.8%
55-64	4	3.0%	70	3.9%	5.7%
65+	0	0.0%	14	0.8%	0.0%
Missing/unknown	7	5.2%	0	0.0%	<i>N/A</i>
<i>Total</i>	<i>141</i>	<i>100.0%</i>	<i>1814</i>	<i>100.0%</i>	<i>N/A</i>
Sexual Orientation*					
Straight/Heterosexual	104	78.8%	<i>N/A</i>	<i>N/A</i>	<i>N/A</i>
Homosexual	3	2.3%	<i>N/A</i>	<i>N/A</i>	<i>N/A</i>
Other**	20	15.2%	<i>N/A</i>	<i>N/A</i>	<i>N/A</i>
Missing	0	<i>N/A</i>	<i>N/A</i>	<i>N/A</i>	<i>N/A</i>
<i>Total</i>	<i>127</i>	<i>100.0%</i>	<i>N/A</i>	<i>N/A</i>	<i>N/A</i>

* Data available for respondents only (self-report). ** Includes pansexual, bisexual, asexual, and other (self-report).


Results

Following are results for the body of the survey. To conduct comparisons across groups (e.g., sexual orientation, race), some categories were collapsed into smaller groups. Sexual orientation categories were collapsed into heterosexual ($n = 104$) and non-heterosexual ($n = 27$), race collapsed into white ($n = 70$) and non-white ($n = 55$), age collapsed into under 35 ($n = 73$) and over 35 ($n = 55$), and gender was collapsed as women ($n = 97$) and men ($n = 33$). Due to the small sample sizes of some subgroups, interpretation of the results should be approached with caution. Small samples sizes can result in false positives, wider (less precise) confidence intervals, and be underpowered to detect genuine group differences if differences exist.

Perceptions of Campus Leaders

Overall Perceptions

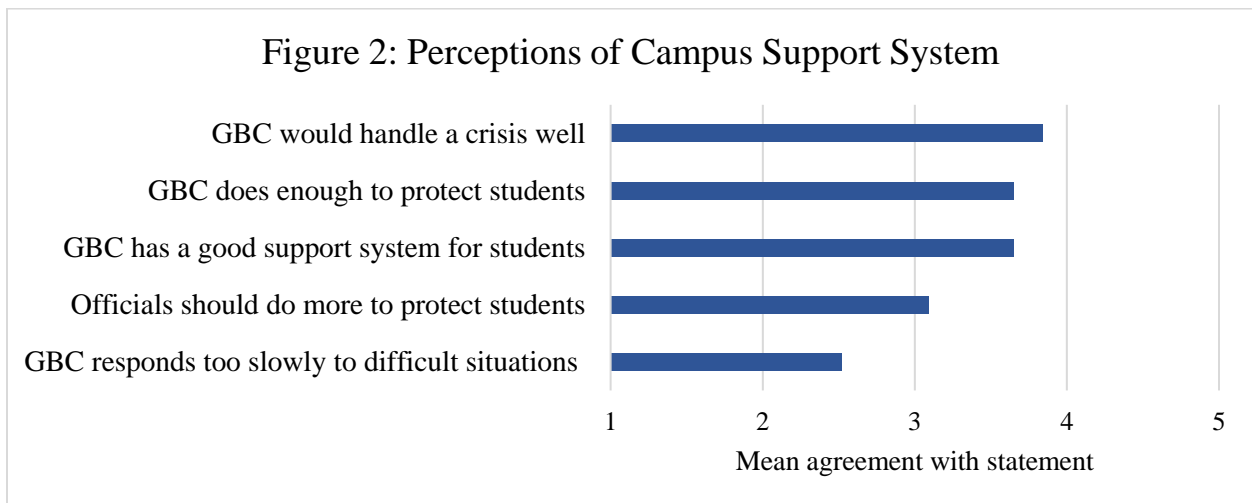
Respondents were asked to report the extent to which they agreed with eight statements about their overall perceptions of campus leaders at GBC on a scale ranging from 1 (*Strongly Disagree*) to 5 (*Strongly Agree*). Respondents generally reported positive perceptions of campus leaders. Statements receiving the strongest agreement were “I am happy to be at this college” ($M = 4.40$), “The faculty, staff, and administrators at this school treat students fairly” ($M = 4.21$), “I feel safe at GBC” ($M = 4.20$), “I think faculty are genuinely concerned about my welfare” ($M = 4.05$), and “I have confidence that administrators will address complaints of sexual assault fairly” ($M = 4.05$). The statements receiving the least agreement were “I think administrators are genuinely concerned about my welfare” ($M = 3.94$), “If a friend or I were sexually assaulted, I know where to go to get help” ($M = 3.88$), and “I know the procedures to address complaints of sexual assault” ($M = 3.58$). It is worth noting that although the aforementioned statements received the least overall agreement, respondents still tended to overwhelmingly agree with these statements (see Figure 1).



There was no evidence that perceptions varied significantly based on gender, sexual orientation, race, or age.

Perceptions of Campus Support System

Respondents were asked to report their agreement with five statements about the way college officials would respond to situations involving conflict and student safety using a 5-point scale ranging from 1 (*Strongly Disagree*) to 5 (*Strongly Agree*). Respondents tended to believe that GBC would handle a crisis well ($M = 3.84$), does enough to protect students ($M = 3.65$), and has a good support system for students going through difficult times ($M = 3.65$). Similarly, there was some agreement with the statement, “College officials (administrators, public safety officers) should do more to protect students from harm” ($M = 3.09$), and some disagreement with the statement, “The college responds too slowly in difficult situations” ($M = 2.52$; see Figure 2).



There was no evidence that perceptions of campus support depended on respondents’ gender, race, age, or sexual orientation.

Anticipated Response to Reports of Sexual Assault

Respondents were asked to predict the likelihood of eight potential outcomes that might follow from someone reporting a sexual assault to college officials. Responses were given using a 5-point scale ranging from 1 (*Not at all likely*) to 5 (*Very likely*). In general, respondents tended to believe it is very likely that GBC would take the report seriously ($M = 4.26$), protect the safety of the accuser ($M = 4.20$), limit the knowledge of the report only to people who needed to know ($M = 4.14$), take corrective action against offenders ($M = 4.13$), and protect the accuser from retaliation ($M = 4.07$). Respondents tended to believe the following outcomes were the least likely: The alleged offender(s) or their associates would retaliate against accusers ($M = 2.53$), students would label accusers as “troublemakers” ($M = 2.05$), and education of the accuser would suffer ($M = 1.98$; see Figure 3).

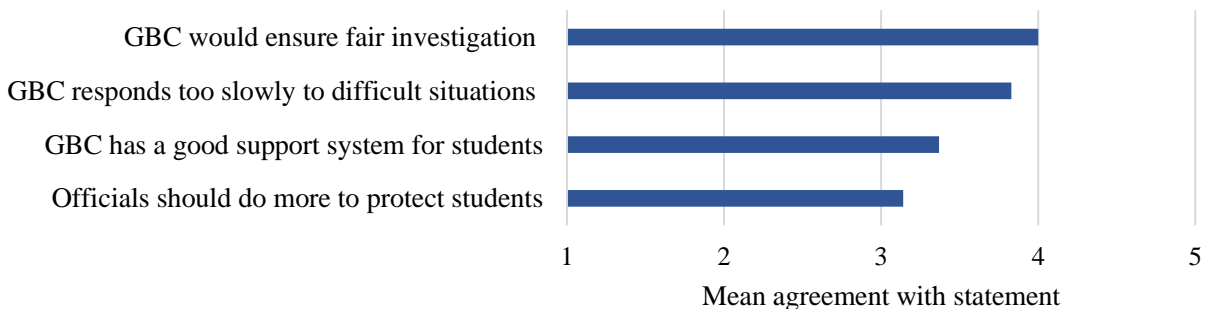
Figure 3: Anticipated Response to Sexual Assault Reports



There was no evidence that perceptions of anticipated response depended on respondents’ gender, race, age, or sexual orientation.

Similarly, respondents were asked to predict the likelihood of four outcomes that might follow from someone being accused of sexual assault. Once again, responses were given using a 5-point scale ranging from 1 (*Not at all likely*) to 5 (*Very likely*). In general, respondents tended to believe it was mostly likely that if someone were accused of sexual assault by a college authority, GBC would take steps to make sure the investigation was fair ($M = 4.0$) and take corrective action against the accused ($M = 3.83$). Respondents also believed it was at least somewhat likely that if someone were accused of sexual assault by a college authority, GBC would take steps to protect the safety/reputation of the person accused during the investigation ($M = 3.37$), and the educational achievement/career of the accused would suffer ($M = 3.14$; see Figure 4).

Figure 4: Anticipated Response to Sexual Assault Reports: Accused



There was no evidence that perceptions of the anticipated response following a report depended on respondents’ gender, race, or sexual orientation. However, respondents who were over age 35 ($M = 3.67$), 95% CI [3.35, 4.00] were more likely to agree with the statement, “The college

would take steps to protect the safety/reputation of the person accused of sexual assault during the investigation,” compared to respondents who were under age 35 ($M = 3.15$), 95% CI [2.88, 3.42], $p = .014$.

Training and Exposure to Information about Sexual Assault

Respondents were asked to share whether they have any training relevant to sexual assault, have been exposed to sources of information about sexual assault, or would be interested in receiving information about sexual assault.

Training Received

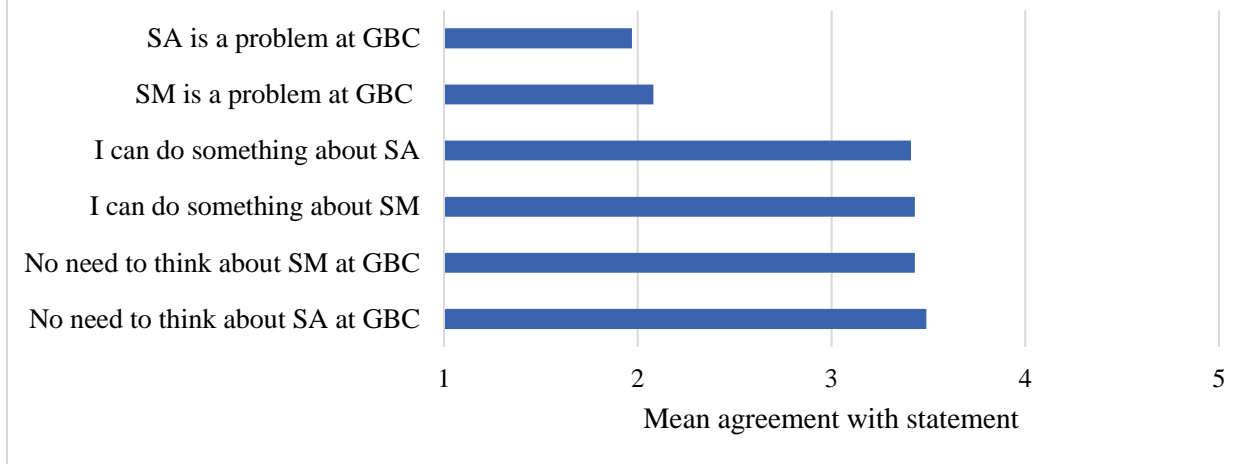
One item asked respondents whether they had received any training in the policies, procedures, or prevention of sexual assault while a student at GBC. Less than half of all respondents (35.8%) indicated they had received such training. Of the respondents who received training ($n = 35$), most reported their training was provided by emails from the GBC administration (26.1%) and/or from an INT 100 class (6.7%). A minority of respondents indicated they received training from a campus organization that was not listed on the survey (1.5%) and/or an organization unaffiliated with GBC (1.5%; see Table 2). Responses for training from a campus organization not on the survey included new student orientation, MGM Resort, and NSHE schools CSN (College of Southern Nevada) and Nevada State College.

Organizations	Yes	%	No	%
Email	35	26.1%	99	73.9%
INT 100 Class	9	6.7%	125	93.3%
Other Campus Organization	2	1.5%	132	98.5%
Non-Campus Organization	2	1.5%	132	98.5%

Perceptions of Sexual Assault and Sexual Misconduct at GBC

Respondents were asked to report their agreement with a set of nine statements describing perceptions one might or might not have about sexual assault at GBC or engagement with sexual assault or misconduct prevention efforts. Responses were recorded using a 5-point scale ranging from 1 (*Strongly Disagree*) to 5 (*Strongly Agree*). Respondents leaned toward agreement that there is no need to think about sexual assault at GBC ($M = 3.49$), think about sexual misconduct at GBC ($M = 3.43$), do something about sexual misconduct ($M = 3.43$), or do something about sexual assault (3.41). Respondents tended to disagree that sexual misconduct was a problem at GBC ($M = 2.08$) and that sexual assault was a problem at GBC ($M = 1.97$; see Figure 5).

Figure 5: Perceptions of Sexual Conduct at GBC



Only a quarter (25%) of respondents said they would like to attend a sexual assault or misconduct prevention program, 3.7% said they have been or were currently involved in efforts to end sexual assault or misconduct, and 3.0% said they were recently engaged in activities to end sexual assault or misconduct at GBC.

Respondents who identified as heterosexual ($M = 3.61$), 95% CI [3.40, 3.82] were more likely to agree with the statement, “There isn’t much need for me to think about sexual assault at GBC,” compared to non-heterosexual individuals ($M = 3.11$), 95% CI [2.62, 3.61]. Non-heterosexual individuals were more likely to want to participate in a course designed to prevent SA and SM at GBC (50%) compared to heterosexual individuals (18%), $p < .05$.

Respondents who were over age 35 ($M = 3.72$), 95% CI [3.47, 3.97] were more likely to agree with the statement, “I think I can do something about sexual assault,” compared to respondents who were under 35 ($M = 3.16$), 95% CI [2.95, 3.38], $p = .001$. Interestingly, respondents who were under age 35 ($M = 3.68$), 95% CI [3.43, 3.94] were more likely to agree with the statement, “There isn’t much need for me to think about sexual assault at GBC,” compared to respondents who were over age 35 ($M = 3.24$), 95% CI [2.92, 3.56], $p < .05$. There were no differences in responses by gender or race.

Finally, respondents were asked if there was a form of sexual misconduct or assault that was not represented in the survey that they believed was a problem at GBC. No respondents described any other forms of sexual assault or misconduct that was not represented in the survey.

Responses to Situations that could have led to Sexual Assault

Two questions were presented to respondents to learn more about their knowledge of other people experiencing sexual misconduct or sexual assault. Results indicate that three respondents (2.2%) had a friend or acquaintance who told the respondent that they were a victim of an unwanted sexual experience. Three respondents (2.2%) reported they had observed a situation

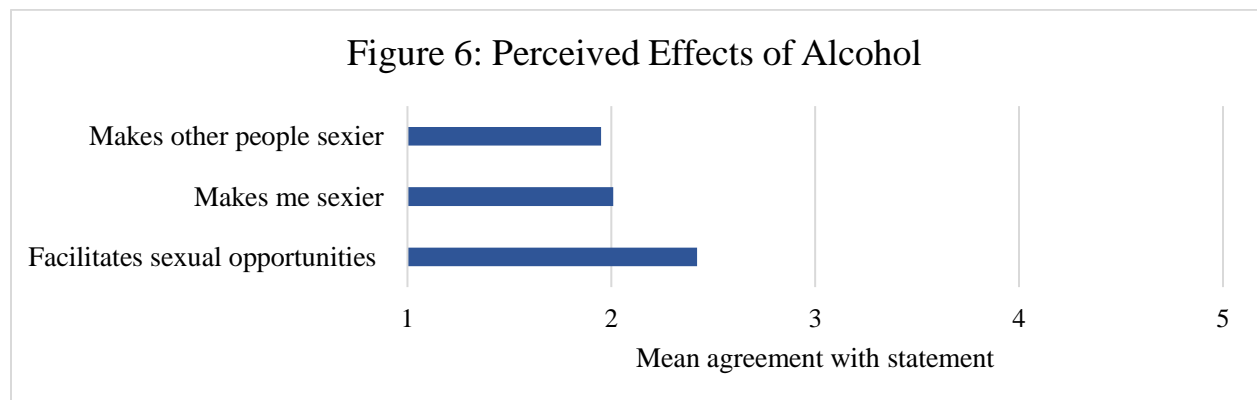
they believed could lead to a sexual assault, and no respondents reported being unsure if they had observed such an instance.

The three respondents who indicated they did observe a situation that could have led to a sexual assault were asked a series of nine follow-up questions to assess how they each responded to the situation. The most frequent responses to a situation that could have led to sexual assault were, “I asked others to help diffuse the situation” (33.3%) and “While considering the situation, I lost the opportunity to take action” (33.3%). The least frequent responses were “I separated the people involved in the situation” (16.7%) and “I asked the person who appeared to be at risk if they needed help” (16.7%). Three of the six respondents reported when this occurred. One respondent indicated the incident happened this academic year (Fall 2021-Spring 2022), and two respondents reported that it occurred two or more years ago.

Item	Yes	%
I separated the people involved in the situation	1	16.7%
I asked the person who appeared to be at risk if they needed help	1	16.7%
I confronted the person who appeared to be causing the situation	0	0.0%
I created a distraction	0	0.0%
I asked others to help diffuse the situation	2	33.3%
I told someone in a position of authority about the situation	0	0.0%
Could not safely take any action	0	0.0%
While considering the situation, I lost the opportunity to take action	2	0.0%
I decided not to take action	0	0.0%

Perceived Effects of Alcohol

Respondents indicated their agreement with four statements describing the effects that alcohol can have on themselves and others. Responses were recorded using a 5-point scale ranging from 1 (*Strongly Disagree*) to 5 (*Strongly Agree*). Responses tended toward disagreement with all statements: “Makes other people sexier” ($M = 1.95$), “Makes me sexier” ($M = 2.01$), and “Facilitates sexual opportunities” ($M = 2.42$; see Figure 6).



There were no differences in responses on the perceived effects of alcohol by gender, race, age, or sexual orientation.

Experiences with Sexual Harassment at GBC

Respondents answered a series of questions about their sexual experiences as GBC students. Most respondents ($n = 85$, 63.4%) indicated they had sexual intercourse within the year prior to completing the survey. Among respondents who reported having intercourse within the last year, 13 (15.3%) reported they had consumed alcohol during their most recent sexual encounter, 7 (8.2%) reported they had consumed marijuana during their most recent sexual encounter, and 1 (1.2%) reported using a different recreational drug during their most recent sexual encounter (see Table 4). There were no statically significant differences in the rates of intercourse by gender, race, age, or sexual orientation.

Item	Yes	%	No	%
Had sexual intercourse within the last year?	85	63.4%	49	36.6%
Drank alcohol the last time you had sexual intercourse?	13	15.3%	72	84.7%
Consumed marijuana last time you had sexual intercourse?	7	8.2%	78	91.8%
Used other drugs the last time you has sexual intercourse?	1	1.2%	84	98.8%

Using a list of seven statements describing different forms of sexual harassment, respondents were asked to indicate whether they had personally engaged in any of the listed behaviors. The only behavior that any respondent reported committing was using location technology to track someone’s location without permission (see Table 5). In addition to reporting their own behaviors, respondents were asked to indicate whether *someone else* had directed the same seven acts toward respondents. The behaviors others had done to respondents included “Made sexual advances, gestures, comments, or jokes that were unwelcome,” “Spread sexual rumors,” and “Used location technology to track someone’s location without consent.” The most frequently reported behavior was that someone else had “Made sexual advances, gestures, comments, or jokes that were unwelcome” directed at the respondent (33.3%). The least frequently reported behavior was that someone else had “spread sexual rumors” (3.3%).

There was no evidence that the likelihood of a respondent being targeted for any type of sexual harassment differed based on the gender or sexual orientation of the respondent. Due to the low frequency of occurrences, we did not test whether there were group differences by age or race.

Item	N	I did this	%	N	Someone else did this	%
Unwelcome sexual advances, gestures, comments, or jokes	134	1	0.7%	134	10	7.5%
Spread sexual rumors	134	0	0.0%	134	1	0.7%
Showed or sent sexual pictures, photos, or videos	134	0	0.0%	134	3	2.2%
Flashed or exposed body parts without consent	134	1	0.7%	134	4	3.0%
Watched/took photos/videos of someone without consent	134	0	0.0%	134	2	1.5%
Continued unwanted contact via texts, calls, social media, or email	134	0	0.0%	134	7	5.2%
Used location tech to track your/someone's location without permission	134	1	0.7%	134	3	2.2%

Experiences with Significant Others while at GBC

Respondents who were currently in a romantic or intimate relationship answered a series of questions about their experiences within these relationships. Overall, most respondents reported they were paired (65.7%).

There was no significant difference between the proportion of men and women who reported being in a relationship, nor was there any reported differences between heterosexual and non-heterosexual individuals.

Respondents who reported currently being in a romantic or intimate relationship ($n = 88$) were also asked if the relationship was serious or long-term, and the extent to which they were satisfied or dissatisfied with the relationship, on a 5-point scale ranging from 1 (*Very dissatisfied*) to 5 (*Very satisfied*). Eighty-six respondents (97.7%) reported the relationship was serious or long-term, and only two respondents (2.3%) reported it was not serious. Respondents reported being at least satisfied with the relationship ($M = 4.5$). Due to skewed distribution of results, no group difference tests were performed.

Respondents who reported being in a relationship were then randomly presented with 37 phrases which described interpersonal acts ranging from desirable/positive (e.g., “showed care to my partner even though we disagreed”) to undesirable/negative (e.g., “slapped partner;” see Table 6). For each phrase, respondents were asked to indicate whether they had personally committed the act and whether their partner had committed the act against them. Results indicate two general trends. First, the frequency of each behavior enacted by respondents was roughly equal to the frequency with which respondents’ partners enacted that same behavior. Second, positive/desirable behaviors were reported much more frequently than negative behaviors. There did appear to be a slight trend for respondents to report engaging in positive/desirable behaviors slightly more frequently than their partners, but respondents did not appear to report their partners engaging in negative behaviors more frequently.

The most frequently reported *negative* behaviors enacted by respondents were “Insulted or swore at partner” (11.4%), “Shouted or yelled at partner” (9.0%), and “Stomped out of the room or house/apartment during a disagreement” (9.0%). Respondents’ partners also enacted these behaviors at similar rates (11.4%, 7.9%, and 6.8% respectively). There were many behaviors which were reported to occur rarely or not at all. For example, no respondents indicated they had received or caused a broken bone during a fight with their partners, hit their partner with something, or passed out from being hit on the head by their partner during a fight. Due to the low frequency rates of negative behaviors, group differences were not examined. See Table 6 for an overview of frequency for each type of behavior.

Item	I did	%	Partner did	%
Showed respect for my partner's feelings about an issue	78	88.6%	70	79.5%
Showed care to my partner even though we disagreed	80	90.9%	69	78.4%
Explained own side of a disagreement	78	88.6%	71	80.7%
Said we could work out a problem	73	83.0%	64	72.7%
Suggested a compromise to a disagreement	75	85.2%	66	75.0%
Agreed to try partner's solution to a disagreement	74	84.0%	61	69.3%
Insulted or swore at partner	10	11.4%	10	11.4%
Shouted or yelled at partner	8	9.0%	7	7.9%
Stomped out of room or house/apartment during a disagreement	8	9.0%	6	6.8%
Said something to spite partner	8	9.0%	9	10.2%
Insisted on vaginal, oral, or anal sex when my partner did not want it (didn't use force)	0	0.0%	2	2.3%
Destroyed something belonging to the partner	1	1.1%	0	0.0%
Used verbal threats to make partner have sex	0	0.0%	1	1.1%
Threw something at partner that could hurt	1	1.1%	0	0.0%
Choked partner	0	0.0%	0	0.0%
Threatened to hit or throw something at partner	0	0.0%	0	0.0%
Called partner fat or ugly	0	0.0%	0	0.0%
Accused partner of being a lousy lover	0	0.0%	0	0.0%
Pushed or shoved partner	0	0.0%	0	1.1%
Slapped partner	0	0.0%	0	0.0%
Hit partner with something	0	0.0%	0	0.0%
Twisted partner's arm or hair	0	0.0%	0	0.0%
Grabbed partner with intent to harm	0	0.0%	0	1.1%
Beat up partner	0	0.0%	0	0.0%
Choked partner	1	1.1%	0	0.0%
Slammed partner against wall	0	0.0%	0	0.0%
Had a sprain, bruise, or small cut because of fight with partner	0	0.0%	0	0.0%
Used knife or gun on partner	0	0.0%	0	0.0%
Burned or scalded partner on purpose	0	0.0%	0	0.0%
Used physical force to make partner have sex	0	0.0%	0	0.0%
Caused partner physical pain that hurt the next day while fighting	0	0.0%	0	0.0%
Used verbal threats to make partner have oral or anal sex	0	0.0%	0	0.0%
Used physical force to make partner have anal sex	0	0.0%	0	0.0%
Caused partner to pass out from being hit on the head	0	0.0%	0	0.0%
Caused partner to go to a doctor because of a fight	0	0.0%	0	0.0%
Partner needed to see a doctor because of a fight but didn't	0	0.0%	0	0.0%

Next, a randomly assigned proportion of respondents ($n = 43$) were asked to indicate the number of times a casual, steady, or serious dating partner had committed each of 9 listed acts with the intent to harm the respondent (see Table 7). Responses were limited to only those incidents that occurred while the respondent was a student at GBC. The most frequently reported action was the respondent being “Physically twisting [the respondent’s] arm (4.6%).

Table 7. Experiences with Interpersonal Violence

Item	None	%	Once	%	More than once	%
Pushed, grabbed or shoved me	42	97.7%	1	2.3%	0	0.0%
Slammed/held me against a wall	42	97.7%	1	2.3%	0	0.0%
Physically twisted my arm	41	95.4%	2	4.6%	0	0.0%
Scratched or bit me	42	97.7%	1	2.3%	0	0.0%
Threw something at me	42	97.7%	1	2.3%	0	0.0%
Slapped or hit me (with hand/fist or object)	42	97.7%	1	2.3%	0	0.0%
Tried to choke me	42	97.7%	1	2.3%	0	0.0%
Beat me up	42	97.7%	1	2.3%	0	0.0%
Assaulted me with a knife or gun	42	97.7%	1	2.3%	0	0.0%

Knowledge of Friends’ Behavior at GBC

Respondents were asked to indicate how many of their friends had committed each of six abusive behaviors (see Table 8). A total of 135 respondents reported the most frequent behaviors were having one or more friends who “Talked about giving a date alcohol to get sex” (11.8%), “Blackmailed someone with embarrassing information or photos to get sex” (4.9%), and “Used physical force on a person they were dating” (3.7%). The least frequent response was “Made forceful attempts at sexual activity with a person they were dating” (2.4%).

Table 8. Knowledge of Friends' Commission of Sexual Assault

Item	None	%	1 friend	%	> 1 friend	%
Insulted dating partner or withheld affection	94	95.9%	1	1.0%	3	3.1%
Expected sex after spending money on a date	100	96.2%	3	2.9%	1	1.0%
Talked about giving a date alcohol to get sex	89	88.1%	6	5.9%	6	5.9%
Used physical force on a person they were dating	89	94.7%	2	1.5%	3	2.2%
Made forceful attempts at sexual activity	41	97.6%	1	2.4%	0	0.0%
Blackmailed someone	97	95.1%	1	1.0%	4	3.9%

Respondents’ Behavior Toward Others at GBC

Respondents indicated whether they had ever committed each act in a list of eight statements describing sexual assault. The most frequent response was “I fondled, kissed, or rubbed up against another person’s body even though the person didn’t want that” (3.7%), followed by “I removed a person’s clothes even though the person didn’t want that” (2.2%), and “I made someone give me oral sex even though the person didn’t want that” (1.5%; see Table 9).

Table 9. Respondents' Experiences with Sexual Coercion

Item	Yes	%	No	%
I fondled, kissed, or rubbed up against another person's body even though they didn't want that	5	4.8%	100	95.2%
I removed a person's clothes even though they didn't want that	3	2.5%	116	96.7%
I made someone give me oral sex even though they didn't want that	2	1.7%	118	97.5%
I tried to sexually penetrate someone even though they didn't want that	1	0.8%	117	97.5%
I sexually penetrated someone even though they didn't want that	1	0.8%	117	97.5%
I tried to make someone give me oral sex even though they didn't want that	1	0.8%	119	98.3%
I tried to perform oral sex on someone even though they didn't want that	1	0.8%	119	98.3%
I performed oral sex on someone even though they didn't want that	1	0.8%	120	98.4%

Unwanted Sexual Contact

Respondents indicated whether they had experienced five types of unwanted sexual contact while a student at GBC (see Table 10). A total of 11 respondents (7.9%) reported experiencing at least one form of unwanted sexual contact. The most frequently reported interactions were "Touching of a sexual nature" (5.5%), followed by "Sexual intercourse" (3.2%), "Anal sex" (1.7%), "Oral sex" (1.7%), and "Sexual penetration with a finger or an object" (1.6%).

Table 10. Respondents' Experiences with Sexual Coercion

Item	Yes	%	No	%
Touching of a sexual nature	7	5.5%	120	94.5%
Vaginal sex	4	3.2%	120	96.8%
Sexual penetration with a finger or an object	2	1.6%	120	98.4%
Oral sex	2	1.7%	117	98.3%
Anal sex	2	1.7%	118	98.3%

The respondents who reported experiencing unwanted sexual contact were asked several sets of follow-up questions to learn more about the context of the assault, characteristics of the perpetrator, and how the assault affected the respondent.

Context of Unwanted Sexual Experience

Out of the eight who responded, no respondents indicated the unwanted sexual contact occurred in the GBC campus residence hall. One respondent (12.5%) indicated the unwanted sexual contact occurred in another on-campus/site location (not GBC residence hall), and seven respondents (87.5%) indicated the unwanted sexual contact took place off campus.

Respondents also were asked how recently the unwanted sexual contact occurred. Four respondents (66.7%) indicated the unwanted sexual contact occurred two or more years ago, another respondent (16.7%) indicated the unwanted sexual contact occurred Fall 2020-Summer 2021, and one respondent (16.7%) indicated the unwanted sexual contact occurred Fall 2021-Spring 2022. Five respondents did not report when the unwanted sexual contact took place.

Respondents ($n = 8$) also reported whether the sexual assault involved their own use of drugs, both voluntary and otherwise (see Table 11). Two respondents (25%) reported they were drinking prior to the assault, and one respondent was given a drug without consent prior to the assault (12.5%). When asked whether the sexual assault involved the perpetrator's use of drugs or alcohol, two respondents (25%) reported the perpetrator used alcohol just prior to the assault. Two respondents (25%) indicated they did not know whether the perpetrator used drugs or alcohol prior to the assault.

Table 11. Factors involved in the Sexual Assault

Item	Yes	%	No	%	Maybe/Not Selected	%
Was drinking prior to incident	2	25%	5	62.5%	1	12.5%
Used non-alcoholic drug(s) prior to incident	0	0.0%	8	100%	0	0.0%
Was given a drug without knowledge/consent	1	12.5%	7	87.5%	0	0.0%
Perpetrator was using alcohol	2	25%	4	50%	-	-
Perpetrator was using non-alcoholic drug(s)	1	12.5%	4	50%	-	-
I don't know (if perpetrator used drugs/alcohol)	2	25%	-	-	-	-

Regarding the most recent incident, respondents were asked if the person who perpetrated the unwanted sexual contact engaged in certain acts just prior to the encounter (see Table 13). The most common behavior was “Caught me off guard or ignored non-verbal cues” (63.6%), followed by “Took advantage of me while incapacitated” (50.0%), “Pressured me to verbally say yes” (37.5%), and “Showed displeasure/got angry” (37.5%).

Table 12. Self-Reported Commission of Specific Behaviors

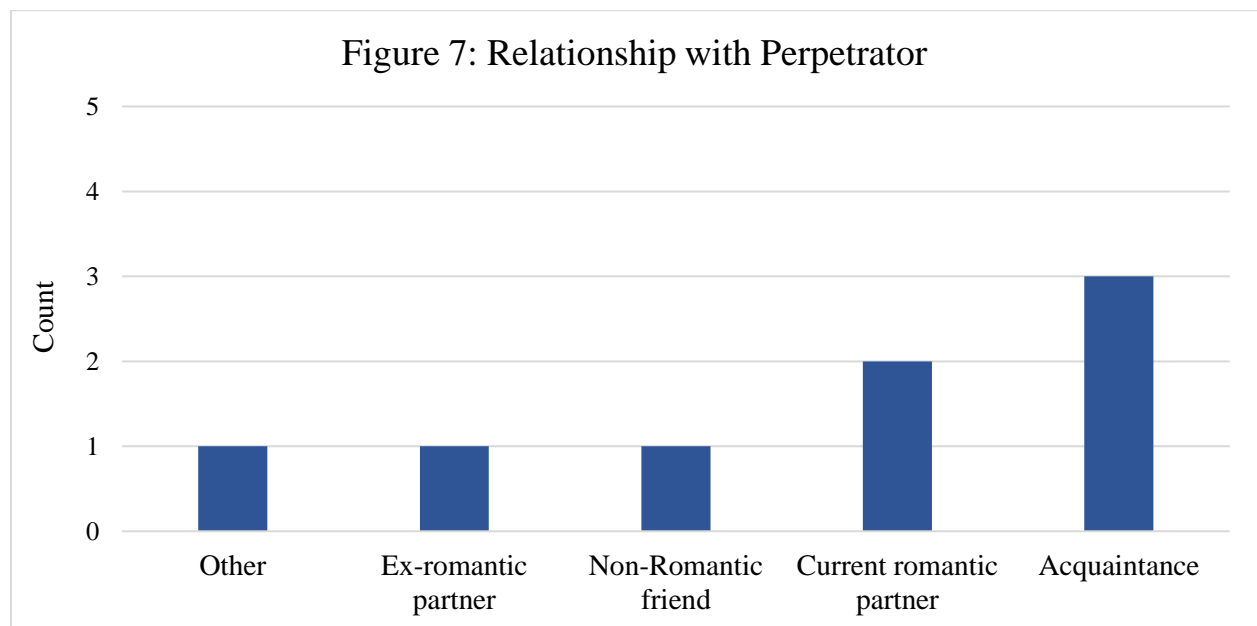
Item	Yes	%	No	%
Caught me off guard or ignored non-verbal cues	6	63.6%	2	25.0%
Took advantage while you were incapacitated	4	50.0%	4	50.0%
Showed displeasure/got angry	3	37.5%	5	62.5%
Coerced a verbal "yes"	3	37.5%	5	62.5%
Threatened physical harm to you or others	2	25.0%	6	75.0%
Threatened to spread nude photos/videos	2	25.0%	6	75.0%
Used force or a weapon	2	25.0%	6	75.0%
Stood in the doorway so you couldn't leave	2	25.0%	6	75.0%
Told lies, issued threats, or verbally pressured you	1	12.5%	7	87.5%

Finally, respondents who reported experiencing unwanted sexual contact were asked whether the interaction started with some level of consensual touching or kissing, and whether the respondent considered the most recent unwanted sexual contact to be sexual assault. Four respondents (50.0%) reported the unwanted sexual contact began with consensual touching or kissing, two (25.0%) reported it had not, and two reported they couldn't recall. Four respondents (50.0%) indicated they did not consider the most recent incident of unwanted sexual contact to be sexual assault, whereas three respondents (37.5%) did. One respondent (12.5%) indicated they were not sure if they considered it to be sexual assault.

Characteristics of Perpetrator

One respondent indicated their perpetrator was a student at GBC, whereas nine respondents indicated their perpetrator was not a student. One respondent was unsure. Four respondents indicated their perpetrator was *not* affiliated with GBC as an employee, faculty, or staff member, one respondent indicated their perpetrator was affiliated with GBC as an employee, faculty, or staff member, and one respondent indicated they were unsure. All seven respondents indicated their perpetrator was male.

Respondents next described who the unwanted sexual contact involved (Figure 7). Of eight responses, the most frequent response was that the perpetrator was an acquaintance (37.5%), followed by current romantic partner (25.0%), ex-romantic partner (12.5%), other (12.5%), and non-romantic friend (12.5%).



Subsequent Response to Sexual Assault

Respondents were asked if they told anybody about the sexual assault and whether they had any reasons for deciding not to, or hesitating to, tell others. Four respondents reported they told someone else about the unwanted sexual contact (50.0%). Of these four, respondents most frequently told a close friend (42.8%). The following responses were selected once each: roommate (14.3%), romantic partner, GBC Title IX Officer Jake Rivera, and City Police or County Sheriff’s Office. No respondents indicated they told any other GBC personnel (see Table 13). Respondents were also asked to indicate the extent to which GBC personnel helped respondents deal with unwanted sexual contact. One respondent (12.5%) indicated that GBC personnel did not help at all. The remaining seven respondents reported they had not contacted GBC personnel for help.

Item	Yes	%	No	%
No One	4	50.0%	4	50.0%
Close Friend other than Roommate	4	50.0%	4	50.0%
Family Member	0	0.0%	8	100.0%
GBC Campus Counselor/Site Counselor /Advisor	0	0.0%	8	100.0%
City Police or County Sheriff's Office	1	12.5%	7	87.5%
Romantic Partner (other than perpetrator)	1	12.5%	7	87.5%
Medical Personnel or Facility	0	0.0%	8	100.0%
Roommate	1	12.5%	7	87.5%
GBC Campus Security	0	0.0%	8	100.0%
Other	0	0.0%	8	100.0%
GBC Title IX Officer, Lynn Mahlberg or Jake Rivera	1	12.5%	7	87.5%
GBC Residence Hall Staff	0	0.0%	8	100.0%

When asked about reasons for not telling others about the sexual assault, or for hesitating to tell others, the most frequent reasons were that respondents did not want the perpetrator to get in trouble (67.5%), wanting to forget it happened (67.5%), feeling ashamed or embarrassed (37.5%), and wanting to deal with it on their own (37.5%). The least common reasons for not telling someone or for hesitating to tell someone about the assault included thinking GBC would not do anything about the assault (0.0%) and not feeling that campus leadership could solve respondents' problems (0.0%; see Table 14).

Item	Yes	%	No	%
Didn't want the perpetrator to get in trouble	5	62.5%	3	37.5%
Wanted to forget it happened	5	62.5%	3	37.5%
I did tell someone	4	50.0%	4	50.0%
Ashamed/Embarrassed	3	37.5%	5	62.5%
Wanted to deal with it on my own	3	37.5%	5	62.5%
Fear of not being believed	2	25.5%	6	75.0%
Feared harassment or negative treatment	2	25.5%	6	75.0%
Fear of retribution from the person who did it	2	25.5%	6	75.0%
I felt somewhat responsible for what happened	2	25.5%	6	75.0%
Didn't think others would understand	2	25.5%	6	75.0%
I was afraid they would make me file a police report	2	25.5%	6	75.0%
Had other things I needed to focus on	2	25.5%	6	75.0%
Concerned others would find out	1	12.5%	7	87.5%
I thought I would be blamed for what happened	1	12.5%	7	87.5%
Didn't want others to worry about me	1	12.5%	7	87.5%
Didn't want my family to find out	1	12.5%	7	87.5%
Didn't think it was serious enough to talk about	1	12.5%	7	87.5%
I thought nothing would be done	1	12.5%	7	87.5%
Thought people would try to tell me what to do	1	12.5%	7	87.5%
I thought nothing would be done	1	12.5%	7	87.5%
Feared I or another would be punished	1	12.5%	7	100%
Would feel like an admission of failure	0	0.0%	8	100%
Didn't think others would think it was serious	0	0.0%	8	100%
Didn't know reporting procedure on campus	0	0.0%	8	100%
Didn't think others would think it was important	0	0.0%	8	100%
Didn't have time	0	0.0%	8	100%
I did not feel the campus leadership would solve my problems	0	0.0%	8	100%
Didn't think the school would do anything	0	0.0%	8	100%
Other	0	0.0%	8	100%

Respondents were asked about the ways the sexual assault might have affected their academic goals. Five respondents (62.5%) indicated the incident did NOT affect their school work, one (12.5%) reported the unwanted sexual contact somewhat impacted their school work, and two (25.0%) reported the encounter absolutely impacted their school work. When asked if they considered leaving college or transferring to a different school because of the assault, eight (100.0%) said they did not (see Table 15).

Item	Not at all	Somewhat	Absolutely	DNR*
Impaired school work/caused poor grades?	5	1	2	0
Made you consider leaving GBC or transferring	8	0	0	0

*Did not respond

Finally, respondents were asked what, in their opinion, the college should do to help students stay enrolled after such an experience. No students responded.

Appendix: Survey Instrument

Thank you for taking time to complete this survey and for helping make GBC safer!

We are interested in your attitudes, perceptions, and experiences for the **time you have been a student at Great Basin College.**

Please answer honestly and be assured that you will not be identified as a participant. Participation is confidential. **All results will go directly to the Nevada Center for Surveys, Evaluation, and Statistics at the University of Nevada, Reno.**

If you have any questions or concerns about the survey, please feel free to email William Brown, Institutional Research and Effectiveness, william.brown@gbcnv.edu, (775) 327-2118, or for other questions please contact the Office of the Vice President for Student & Academic Affairs / Title IX Coordinator, (775) 327-2115, jake.hinton-rivera@gbcnv.edu.

For technical issues with the survey, please contact the Nevada Center for Surveys, Evaluations, and Statistics at UNR at 1-800-929-9079 Monday - Friday 9 a.m. to 9 p.m. and 9 a.m. to 5 p.m. Saturdays, Sundays, and holidays.

You may also review our Survey FAQ sheet at <https://www.gbcnv.edu/security/beheard.html>.

Please Note: The GBC Behavioral Intervention Team aims to help students, faculty and staff during difficult times. If you believe you need the assistance of the team, please contact the Assistant to the Vice President for Student and Academic Affairs at 775-327-2115, and she will arrange for the appropriate team member to respond. If you have an emergency, call the security cell at 775-934-4923 for immediate response.

For the current semester (Spring 2022), which option best describes your classes at GBC?

- Completely online
- Partially online (some classes are online and some are in-person)
- Completely in-person (meeting face-to-face at least once per week)

These questions address your **overall perception of campus leaders** at Great Basin College. Your perceptions may or may not be based on your personal experience. Trust your instincts.

	Strongly disagree 1	Disagree 2	Neutral 3	Agree 4	Strongly Agree 5
I think faculty are genuinely concerned about my welfare.	<input type="radio"/>	<input type="radio"/>	<input type="radio"/>	<input type="radio"/>	<input type="radio"/>
I think administrators are genuinely concerned about my welfare.	<input type="radio"/>	<input type="radio"/>	<input type="radio"/>	<input type="radio"/>	<input type="radio"/>
I am happy to be at this college.	<input type="radio"/>	<input type="radio"/>	<input type="radio"/>	<input type="radio"/>	<input type="radio"/>
The faculty, staff, and administrators at this school treat students fairly.	<input type="radio"/>	<input type="radio"/>	<input type="radio"/>	<input type="radio"/>	<input type="radio"/>
I feel safe at GBC.	<input type="radio"/>	<input type="radio"/>	<input type="radio"/>	<input type="radio"/>	<input type="radio"/>
If a friend or I were sexually assaulted, I know where to go to get help.	<input type="radio"/>	<input type="radio"/>	<input type="radio"/>	<input type="radio"/>	<input type="radio"/>
I know the procedures to address complaints of sexual assault.	<input type="radio"/>	<input type="radio"/>	<input type="radio"/>	<input type="radio"/>	<input type="radio"/>
I have confidence that administrators will address complaints of sexual assault fairly.	<input type="radio"/>	<input type="radio"/>	<input type="radio"/>	<input type="radio"/>	<input type="radio"/>

Have you received training in policies, procedures, or prevention of sexual assault while you have been a student at GBC? (e.g. what is defined as sexual assault, how to report an incident, methods of prevention).

- Yes
 - No
 - I'm not sure
-

Which campus organization(s) provided you the training? **Please select all that apply:**

- Email from GBC Title IX/Administration
- INT 100 class
- Other Campus Organization (please enter organization name)

- Received training elsewhere (not GBC, please enter name of organization)

These questions address **your** perception of more specific behaviors of college officials at GBC. Your perceptions may not be based on your personal experience. Trust your instincts. Please tell us the extent to which you agree or disagree with the following statements.

	Strongly disagree 1	Disagree 2	Neutral 3	Agree 4	Strongly agree 5
College officials (administrators, public safety officers) should do more to protect students from harm.	<input type="radio"/>	<input type="radio"/>	<input type="radio"/>	<input type="radio"/>	<input type="radio"/>
If a crisis happened on campus, my college would handle it well.	<input type="radio"/>	<input type="radio"/>	<input type="radio"/>	<input type="radio"/>	<input type="radio"/>
The college responds too slowly in difficult situations	<input type="radio"/>	<input type="radio"/>	<input type="radio"/>	<input type="radio"/>	<input type="radio"/>
My college does enough to protect the safety of students.	<input type="radio"/>	<input type="radio"/>	<input type="radio"/>	<input type="radio"/>	<input type="radio"/>
There is a good support system on campus for students going through difficult times.	<input type="radio"/>	<input type="radio"/>	<input type="radio"/>	<input type="radio"/>	<input type="radio"/>

If someone were to **report a sexual assault** to a college authority, how likely is it that...

	Not at all likely 1	A little likely 2	Somewhat likely 3	Mostly likely 4	Extremely likely 5
The college would take the report seriously.	<input type="radio"/>	<input type="radio"/>	<input type="radio"/>	<input type="radio"/>	<input type="radio"/>
The college would keep knowledge of the report limited to those who need to know in order for the college to respond properly.	<input type="radio"/>	<input type="radio"/>	<input type="radio"/>	<input type="radio"/>	<input type="radio"/>
The college would take steps to protect the safety of the person making the report.	<input type="radio"/>	<input type="radio"/>	<input type="radio"/>	<input type="radio"/>	<input type="radio"/>
The college would take corrective action against the offender.	<input type="radio"/>	<input type="radio"/>	<input type="radio"/>	<input type="radio"/>	<input type="radio"/>
The college would take steps to protect the person making the report from retaliation.	<input type="radio"/>	<input type="radio"/>	<input type="radio"/>	<input type="radio"/>	<input type="radio"/>
Students would label the person making the report a troublemaker.	<input type="radio"/>	<input type="radio"/>	<input type="radio"/>	<input type="radio"/>	<input type="radio"/>
The alleged offender(s) or their associates would retaliate against the person making the report.	<input type="radio"/>	<input type="radio"/>	<input type="radio"/>	<input type="radio"/>	<input type="radio"/>
The educational achievement/career of the person making the report would suffer.	<input type="radio"/>	<input type="radio"/>	<input type="radio"/>	<input type="radio"/>	<input type="radio"/>

If a GBC student, staff, or faculty were **formally accused of sexual assault**, how likely is it that...

	Not at all likely 1	A little likely 2	Somewhat likely 3	Mostly likely 4	Extremely likely 5
The college would take steps to protect the safety/reputation of the person accused of sexual assault during the investigation.	<input type="radio"/>	<input type="radio"/>	<input type="radio"/>	<input type="radio"/>	<input type="radio"/>
The college would take corrective action against the accused .	<input type="radio"/>	<input type="radio"/>	<input type="radio"/>	<input type="radio"/>	<input type="radio"/>
The educational achievement/career of the accused would suffer.	<input type="radio"/>	<input type="radio"/>	<input type="radio"/>	<input type="radio"/>	<input type="radio"/>
The college would take steps to make sure the investigation was fair.	<input type="radio"/>	<input type="radio"/>	<input type="radio"/>	<input type="radio"/>	<input type="radio"/>

These questions address **your perception** of **sexual misconduct** and **sexual assault** at GBC. Your perceptions may or may not be based on your personal experience. Trust your instincts.

Sexual misconduct refers to a wide range of behaviors that are unwanted:

- Unwanted remarks about physical appearance related to a sexual nature (e.g. catcalling);
- Persistent sexual advances that are undesired;
- Spreading sexual pictures/photos/videos of an individual without consent;
- Unwanted touching, rubbing, or groping.

These behaviors could be initiated by someone known or unknown to the recipient, including someone they are in a relationship with.

	Strongly Disagree (1)	Disagree (2)	Neutral (3)	Agree (4)	Strongly Agree (5)
Sexual misconduct is a problem at GBC.	<input type="radio"/>	<input type="radio"/>	<input type="radio"/>	<input type="radio"/>	<input type="radio"/>
I think I can do something about sexual misconduct .	<input type="radio"/>	<input type="radio"/>	<input type="radio"/>	<input type="radio"/>	<input type="radio"/>
There isn't much need for me to think about sexual misconduct at GBC.	<input type="radio"/>	<input type="radio"/>	<input type="radio"/>	<input type="radio"/>	<input type="radio"/>

Sexual assault refers to a range of behaviors that are unwanted and involve sexual penetration: Unwanted oral, anal, or vaginal penetration or attempted penetration through

- force,
- threat of force, or
- while unable to give consent due to being incapacitated, passed out, unconscious, blackout drunk, or asleep.

These behaviors could be initiated by someone known or unknown to the recipient, including someone they are in a relationship with.

	Strongly Disagree (1)	Disagree (2)	Neutral (3)	Agree (4)	Strongly Agree (5)
Sexual assault is a problem at GBC.	<input type="radio"/>	<input type="radio"/>	<input type="radio"/>	<input type="radio"/>	<input type="radio"/>
I think I can do something about sexual assault .	<input type="radio"/>	<input type="radio"/>	<input type="radio"/>	<input type="radio"/>	<input type="radio"/>
There isn't much need for me to think about sexual assault at GBC.	<input type="radio"/>	<input type="radio"/>	<input type="radio"/>	<input type="radio"/>	<input type="radio"/>

Q53 Please respond to the following statements.

	Yes (1)	No (0)
I would like to attend a program about preventing sexual misconduct and sexual assault.	<input type="radio"/>	<input type="radio"/>
I have recently taken part in activities or volunteered my time on projects focused on ending sexual misconduct/sexual assault at GBC.	<input type="radio"/>	<input type="radio"/>
I have been or am currently involved in ongoing efforts to end sexual misconduct/sexual assault at GBC.	<input type="radio"/>	<input type="radio"/>

Again, here are the definitions of sexual misconduct and sexual assault:

Sexual misconduct refers to a wide range of behaviors that are unwanted:

- Unwanted remarks about physical appearance related to a sexual nature (e.g. catcalling);
- Persistent sexual advances that are undesired;
- Spreading sexual pictures/photos/videos of an individual without consent;
- Unwanted touching, rubbing, or groping.

Sexual assault refers to a range of behaviors that are unwanted and involve sexual penetration: Unwanted oral, anal, or vaginal penetration or attempted penetration through

- force,
- threat of force, or
- while unable to give consent due to being incapacitated, passed out, unconscious, blackout drunk, or asleep.

Sexual assault refers to a range of behaviors that are unwanted and involve sexual penetration: Unwanted oral, anal, or vaginal penetration or attempted penetration through force, threat of force, or while unable to give consent due to being incapacitated, passed out, unconscious, blackout drunk, or asleep.

If there is a form of sexual misconduct or assault that is not represented above but you believe is a problem at GBC, please describe it in the space below:

Since you've been a student at GBC, have you had a friend or acquaintance tell you that they were the victim of an unwanted sexual experience?

- Yes
- No

Since you've been a student at GBC, have you observed a situation that you believe was, or could have led to, a sexual assault?

- Yes
- No

You indicated that *you observed or may have observed* a situation that could have potentially led to sexual assault, how did you respond? **Please select all that apply:**

- I separated the people involved in the situation.
 - I asked the person who appeared to be at risk if they needed help.
 - I confronted the person who appeared to be causing the situation.
 - I created a distraction to cause one or more of the people to disengage from the situation.
 - I asked others to help diffuse the situation.
 - I told someone in a position of authority about the situation.
 - I considered intervening in the situation, but I could not safely take any action.
 - While considering the situation, I lost the opportunity to take action.
 - I decided not to take action.
-

About how long ago did this take place? [Answer for your most recent experience.]

- This year (Fall 2021 - Spring 2022)
- Last academic year (Fall 2020 - Summer 2021)
- Two or more years ago

For the following statements, there are no right or wrong responses. Please answer in a way that most accurately describes how you approach consent ranging from Never True to Always True.

	Never True 1	Rarely True 2	Sometimes True 3	Often True 4	Always True 5
I have discussed sexual consent issues with my current (or most recent) partner at times <u>other than</u> during sexual encounters.	<input type="radio"/>	<input type="radio"/>	<input type="radio"/>	<input type="radio"/>	<input type="radio"/>
I have heard sexual consent issues being discussed by other students on campus.	<input type="radio"/>	<input type="radio"/>	<input type="radio"/>	<input type="radio"/>	<input type="radio"/>
Typically, I ask for verbal consent, so I know whether or not to continue.	<input type="radio"/>	<input type="radio"/>	<input type="radio"/>	<input type="radio"/>	<input type="radio"/>
Typically, I look for consent by making a sexual advance and waiting for a reaction, so I know whether or not to continue.	<input type="radio"/>	<input type="radio"/>	<input type="radio"/>	<input type="radio"/>	<input type="radio"/>
During a sexual encounter, I ask for consent multiple times.	<input type="radio"/>	<input type="radio"/>	<input type="radio"/>	<input type="radio"/>	<input type="radio"/>

Please tell us to what extent you agree or disagree that alcohol has the following effects.

	Strongly disagree 1	Disagree 2	Neutral 3	Agree 4	Strongly agree 5
Makes other people sexier	<input type="radio"/>	<input type="radio"/>	<input type="radio"/>	<input type="radio"/>	<input type="radio"/>
Makes me sexier	<input type="radio"/>	<input type="radio"/>	<input type="radio"/>	<input type="radio"/>	<input type="radio"/>
Facilitates sexual opportunities	<input type="radio"/>	<input type="radio"/>	<input type="radio"/>	<input type="radio"/>	<input type="radio"/>

What is your gender identity?

- Woman
- Man
- Non-binary
- Prefer to self-describe (please fill in box): _____

Which term best describes your sexual orientation?

- Straight/Heterosexual
- Bisexual
- Gay or Lesbian
- Pansexual
- Asexual
- Questioning
- Queer
- Other (please fill in box): _____

Have you had **consensual** sex with someone in the past 12 months?

- Yes
- No

During the most recent time you had **consensual** sex within the past 12 months, did you or your partner...

	Yes	No	Not Sure
Drink alcohol?	<input type="radio"/>	<input type="radio"/>	<input type="radio"/>
Use marijuana?	<input type="radio"/>	<input type="radio"/>	<input type="radio"/>
Did you use <u>other</u> recreational drugs (not including prescriptions)?	<input type="radio"/>	<input type="radio"/>	<input type="radio"/>

During your time as a student at GBC, have you done the following to anyone in-person or by phone, text message, e-mail, or social media? And/or has anyone done the following to you? Please remember that all responses are anonymous and will not be reported on the individual-level.

	I did this		Someone did this to me	
	Yes	No	Yes	No
Made sexual advances, gestures, comments, or jokes that were unwelcome	<input type="radio"/>	<input type="radio"/>	<input type="radio"/>	<input type="radio"/>
Flashed or exposed body parts <u>without consent</u>	<input type="radio"/>	<input type="radio"/>	<input type="radio"/>	<input type="radio"/>
Showed or sent sexual pictures, photos, or videos that were unwelcome	<input type="radio"/>	<input type="radio"/>	<input type="radio"/>	<input type="radio"/>
Spread sexual rumors	<input type="radio"/>	<input type="radio"/>	<input type="radio"/>	<input type="radio"/>
Watched or took photos/videos of someone when they were nude or having sex, <u>without consent</u>	<input type="radio"/>	<input type="radio"/>	<input type="radio"/>	<input type="radio"/>
Continued unwanted contact via texts, calls, social media, or email	<input type="radio"/>	<input type="radio"/>	<input type="radio"/>	<input type="radio"/>
Used location technology to track your/someone's location <u>without consent</u>	<input type="radio"/>	<input type="radio"/>	<input type="radio"/>	<input type="radio"/>

Are you currently in a romantic or intimate relationship?

Yes

No

Is this relationship serious or long-term?

Yes

No

How satisfied or dissatisfied are you with your relationship?

- Very Dissatisfied
- Dissatisfied
- Neutral
- Satisfied
- Very Satisfied

Have you engaged in any of the following behaviors **at least once** with your partner within the past 12 months? Please answer each behavior in terms of what you have done as well as what your partner has done to you.

Skip items that neither you nor your partner have done.

	I did this	My partner did this to me
	Yes	Yes
Showed care to my partner even though we disagreed	<input type="radio"/>	<input type="radio"/>
Explained own side of a disagreement	<input type="radio"/>	<input type="radio"/>
Suggested a compromise to a disagreement	<input type="radio"/>	<input type="radio"/>
Said we could work out a problem	<input type="radio"/>	<input type="radio"/>
Agreed to try partner's solution to a disagreement	<input type="radio"/>	<input type="radio"/>
Showed respect for my partner's feelings about an issue	<input type="radio"/>	<input type="radio"/>

Have you engaged in any of the following behaviors **at least once** with your partner within the past 12 months? Please answer each behavior in terms of what you have done as well as what your partner has done to you.

Skip items that neither you nor your partner have done. Remember this survey is anonymous.

	I did this	My partner did this to me
	Yes	Yes
Insulted or cursed at partner	<input type="radio"/>	<input type="radio"/>
Shouted or yelled at partner	<input type="radio"/>	<input type="radio"/>
Stomped out of the room or house/apartment during a disagreement	<input type="radio"/>	<input type="radio"/>
Said something to spite partner	<input type="radio"/>	<input type="radio"/>
Called partner fat or ugly	<input type="radio"/>	<input type="radio"/>
Accused partner of being a lousy lover	<input type="radio"/>	<input type="radio"/>
Destroyed something belonging to the partner	<input type="radio"/>	<input type="radio"/>
Threatened to hit or throw something at partner	<input type="radio"/>	<input type="radio"/>

Have you engaged in any of the following behaviors **at least once** with your partner within the past 12 months? Please answer each behavior in terms of what you have done as well as what your partner has done to you.

Skip items that neither you nor your partner have done.

	I did this	My partner did this to me
	Yes	Yes
Threw something at partner that could hurt	<input type="radio"/>	<input type="radio"/>
Twisted partner's arm or hair	<input type="radio"/>	<input type="radio"/>
Pushed or shoved partner	<input type="radio"/>	<input type="radio"/>
Grabbed partner with intent to harm	<input type="radio"/>	<input type="radio"/>
Slapped partner	<input type="radio"/>	<input type="radio"/>
Beat up partner	<input type="radio"/>	<input type="radio"/>
Hit partner with something	<input type="radio"/>	<input type="radio"/>
Choked partner	<input type="radio"/>	<input type="radio"/>
Slammed partner against wall	<input type="radio"/>	<input type="radio"/>
Used knife or gun on partner	<input type="radio"/>	<input type="radio"/>
Burned or scalded partner on purpose	<input type="radio"/>	<input type="radio"/>

Have you engaged in any of the following behaviors at least once with your partner within the past 12 months? Please answer each behavior in terms of what you have done as well as what your partner has done to you.

Skip items that neither you nor your partner have done.

	I did this	My partner did this to me
	Yes	Yes
Insisted on vaginal, oral, or anal sex when my partner did not want to (but did not use physical force)	<input type="radio"/>	<input type="radio"/>
Used verbal threats to make partner have vaginal, oral, or anal sex	<input type="radio"/>	<input type="radio"/>
Used physical force to make partner have vaginal, oral, or anal sex	<input type="radio"/>	<input type="radio"/>

Have you engaged in any of the following behaviors at least once with your partner within the past 12 months? Please answer each behavior in terms of what you have done as well as what your partner has done to you.

Skip items that neither you nor your partner have done.

	I had this	My partner had this
	Yes	Yes
Had a sprain, bruise, or small cut because of a fight with partner	<input type="radio"/>	<input type="radio"/>
Felt physical pain that still hurt the next day because of fight with a partner	<input type="radio"/>	<input type="radio"/>
Passed out from being hit on the head by my partner in a fight	<input type="radio"/>	<input type="radio"/>
Went to a doctor because of a fight with a partner	<input type="radio"/>	<input type="radio"/>
Needed to see a doctor because of a fight but didn't	<input type="radio"/>	<input type="radio"/>
Had a broken bone from a fight with a partner	<input type="radio"/>	<input type="radio"/>

How many times has a casual, steady, or serious dating or intimate partner done the following to you with the **intent to harm during your time as a student at GBC ?**

	0, None	1, Once	2 or more times
Scratched or bit me with an intent to do harm	<input type="radio"/>	<input type="radio"/>	<input type="radio"/>
Pushed, grabbed, or shoved me with an intent to do harm	<input type="radio"/>	<input type="radio"/>	<input type="radio"/>
Slammed me against a wall or held me against my will with intent to do harm	<input type="radio"/>	<input type="radio"/>	<input type="radio"/>
Physically twisted my arm	<input type="radio"/>	<input type="radio"/>	<input type="radio"/>
Tried to choke me	<input type="radio"/>	<input type="radio"/>	<input type="radio"/>
Slapped or hit me (with a hand or fist) with an intent to do harm	<input type="radio"/>	<input type="radio"/>	<input type="radio"/>
Threw something at me with an intent to do harm	<input type="radio"/>	<input type="radio"/>	<input type="radio"/>
Beat me up	<input type="radio"/>	<input type="radio"/>	<input type="radio"/>
Assaulted me with a knife or gun	<input type="radio"/>	<input type="radio"/>	<input type="radio"/>
Assaulted me with another weapon or object (e.g., baseball bat or frying pan)	<input type="radio"/>	<input type="radio"/>	<input type="radio"/>

This next set of questions is not about you but about your **friends**. To the best of your knowledge, how many of your **friends** have done the following...

	None of my friends	1 Friend	2 or more Friends	I don't know
Made forceful attempts at sexual activity with a person they were dating	<input type="radio"/>	<input type="radio"/>	<input type="radio"/>	<input type="radio"/>
Ever used physical force, such as hitting or beating, with a person they were dating	<input type="radio"/>	<input type="radio"/>	<input type="radio"/>	<input type="radio"/>
Insulted their dating partner, swear at them, and/or withheld affection	<input type="radio"/>	<input type="radio"/>	<input type="radio"/>	<input type="radio"/>
Talked about giving a date alcohol to get sex	<input type="radio"/>	<input type="radio"/>	<input type="radio"/>	<input type="radio"/>
Blackmailed someone with embarrassing information or photos/videos to get sex	<input type="radio"/>	<input type="radio"/>	<input type="radio"/>	<input type="radio"/>
Expected sex when they spent money on a date	<input type="radio"/>	<input type="radio"/>	<input type="radio"/>	<input type="radio"/>

For these next questions, please answer as honestly as possible and remember your responses are completely confidential and will not be linked back to you.

Have **you** done any of the following to **another student while at GBC**? Note that these experiences may have been as a result of you:

- Catching someone off guard, or ignoring non-verbal cues or looks;
- Telling lies, threatening to end the relationship or to spread rumors about them, or verbally pressuring them;
- Showing displeasure, criticizing their sexuality or attractiveness, or getting angry;
- Taking advantage of them when they were too drunk, asleep or out of it;
- Threatening to physically harm them or someone close to them;
- Using force, or having a weapon

	Yes, More than Once	Yes, Once	No	Unsure
I fondled, kissed, or rubbed up against another person's body even though the person didn't want that.	<input type="radio"/>	<input type="radio"/>	<input type="radio"/>	<input type="radio"/>
I removed a person's clothes even though the person didn't want that.	<input type="radio"/>	<input type="radio"/>	<input type="radio"/>	<input type="radio"/>
I <u>tried</u> to sexually penetrate someone even though the person didn't want that.	<input type="radio"/>	<input type="radio"/>	<input type="radio"/>	<input type="radio"/>
I sexually penetrated someone even though the person didn't want that.	<input type="radio"/>	<input type="radio"/>	<input type="radio"/>	<input type="radio"/>
I <u>tried</u> to make someone give me oral sex even though the person didn't want that.	<input type="radio"/>	<input type="radio"/>	<input type="radio"/>	<input type="radio"/>
I made someone give me oral sex even though the person didn't want that.	<input type="radio"/>	<input type="radio"/>	<input type="radio"/>	<input type="radio"/>
I <u>tried</u> to perform oral sex on someone even though the person didn't want that.	<input type="radio"/>	<input type="radio"/>	<input type="radio"/>	<input type="radio"/>
I performed oral sex on someone even though the person didn't want that.	<input type="radio"/>	<input type="radio"/>	<input type="radio"/>	<input type="radio"/>

This next section is about **unwanted sexual experiences**. Your answers will be kept confidential. Please answer as honestly as you are comfortable, about your experiences with **unwanted sexual contact** during your time as a **student at GBC**.

This is not a reporting tool. However, if you wish to report an assault, you will be linked to the Title IX website at the end of the survey.

Has anyone had any of the following types of sexual contact with you that you did not want (without your consent)?

	Yes	No
Touching of a sexual nature (kissing, touching of private parts, grabbing, fondling, rubbing up against you in a sexual way, even if it is over your clothes)	<input type="radio"/>	<input type="radio"/>
Oral sex (someone's mouth or tongue making contact with your genitals or your mouth or tongue making contact with someone else's genitals)	<input type="radio"/>	<input type="radio"/>
Anal sex (someone putting their penis in your anus, putting your penis in someone's anus)	<input type="radio"/>	<input type="radio"/>
Vaginal sex (penis to vagina, vagina to penis)	<input type="radio"/>	<input type="radio"/>
Sexual penetration with a finger or an object (someone putting their finger or an object like a sex toy, bottle, or candle in your vagina or anus)	<input type="radio"/>	<input type="radio"/>

For the next set of questions, please think of the **most recent incident of unwanted sexual contact** you have had **during your time as a GBC student**. Please answer questions based on this one experience.

Where did the incident occur? **Please select all that apply:**

- Campus Residence Hall
- Other ON campus/site location
- Other OFF campus/site location

How recently did your experience with unwanted sexual contact occur? (Answer for your most recent experience)

- This year (Fall 2021 - Spring 2022)
- Last academic year (Fall 2020 - Summer 2021)
- Two or more years ago

Was the other person involved in the unwanted sexual contact a student at GBC?

- Yes
- No
- I don't know

Was the other person involved in the unwanted sexual contact an employee, staff, or faculty member at GBC?

- Yes
- No
- I don't know

Which category **best** describes **your relationship** with the other person involved in the unwanted sexual contact?

- Stranger
 - Acquaintance
 - Roommate
 - Non-Romantic Friend
 - Current Romantic Partner
 - Casual or First Date
 - Ex-Romantic Partner
 - College Professor/instructor
 - College Staff
 - Coworker
 - Employer/Supervisor
 - Family Member
 - Other (Please Specify, but do not include names)
-

What was the biological sex of the individual who did this to you?

- Male
- Female
- I don't know

With regard to the most recent incident - Did the person(s) with whom you had unwanted sexual contact do any of the following before or during the encounter?

	Yes	No
Caught you off guard, or ignored non-verbal cues or looks?	<input type="radio"/>	<input type="radio"/>
Pressured you to verbally say "yes"	<input type="radio"/>	<input type="radio"/>
Showed displeasure, criticizing your sexuality or attractiveness, or getting angry?	<input type="radio"/>	<input type="radio"/>
Told lies, threatened to end the relationship or to spread rumors about you, or verbally pressured you?	<input type="radio"/>	<input type="radio"/>
Threatened to spread nude photos/videos	<input type="radio"/>	<input type="radio"/>
Stood in the doorway so you could not leave	<input type="radio"/>	<input type="radio"/>
Took advantage of you when you were unable to provide consent because you were incapacitated (asleep, or drunk or high)?	<input type="radio"/>	<input type="radio"/>
Threatened to physically harm you or someone close to you?	<input type="radio"/>	<input type="radio"/>
Used force or a weapon?	<input type="radio"/>	<input type="radio"/>

Did the interaction start with some level of consensual touching or kissing?

- Yes
 - No
 - I can't recall
-

Do you consider this **most recent** unwanted sexual contact to be sexual assault?

- Yes
 - No
 - Unsure
-

Whom did you tell about the incident? **Please select all that apply:**

- No One
 - Roommate
 - Friend other than Roommate
 - Family Member
 - Romantic Partner (other than the one who did this to you)
 - GBC Title IX Officer, Jake Rivera (2018-22)
 - GBC Residence Hall Staff
 - GBC Campus Security
 - City Police or County Sheriff's Office
 - Medical Personnel or Facility
 - Other (please specify) _____
-

If you did not tell anyone or if you hesitated telling someone, why? **Please select all that apply:**

- I did tell someone
- Ashamed/Embarrassed
- Is a private matter--wanted to deal with it on my own
- Concerned others would find out
- Didn't want the person who did it to get in trouble
- Fear of retribution from the person who did it
- Fear of not being believed
- I thought I would be blamed for what happened
- I felt somewhat responsible for what happened
- Didn't think what happened was serious enough to talk about
- Didn't think others would think it was serious
- Thought people would try to tell me what to do
- Would feel like an admission of failure
- Didn't think others would think it was important
- Didn't think others would understand
- Didn't have time to deal with it due to academics, work, etc...
- Didn't know reporting procedure on campus
- Feared I or another would be punished for infractions or violations (such as underage drinking)
- I did not feel the campus leadership would solve my problems
- I feared others would harass me or react negatively toward me
- I thought nothing would be done
- I was afraid they would make me file a police report
- Didn't want others to worry about me
- Wanted to forget it happened

- Had other things I needed to focus on and was concerned about (classes, work)
 - Didn't think the school would do anything about my report
 - Didn't want my family to find out
 - Other (please specify) _____
-

Did GBC personnel help you deal with the problem?

- Didn't help me at all
 - Helped, but could have helped more
 - Helped me completely
 - Don't know
 - Didn't contact GBC Personnel for help
-

Did this most recent unwanted sexual experience affect your school work?

- Yes, absolutely
 - Yes, somewhat
 - No, not at all
-

Did the sexual assault/rape make you consider leaving school or transfer to another college?

- Yes, absolutely
 - Yes, somewhat
 - No, not at all
-

In your opinion, what should the college do to help you or students like you stay enrolled after such an experience?

Referring to the **most recent** incident of unwanted sexual contact during your time as a student at GBC, did the incident involve... **(Please select all that apply)**

- The other person's use of alcohol
- The other person's use of drugs
- None of the above
- I don't know

Keeping in mind that you are in no way responsible for the unwanted sexual contact that occurred, even if you had been drinking, please answer the following questions. Referring to the **most recent** incident during your time as a student at GBC:

	Yes	No	Maybe
Just prior to the incident, had you been drinking alcohol?	<input type="radio"/>	<input type="radio"/>	<input type="radio"/>
Just prior to the incident, had you voluntarily been taking or using any drugs other than alcohol?	<input type="radio"/>	<input type="radio"/>	<input type="radio"/>
Just prior to the incident, had you been given a drug without your knowledge or consent?	<input type="radio"/>	<input type="radio"/>	<input type="radio"/>

Please feel free to add any comments you may have regarding the questions in this survey.

What is your race or ethnic origin? (**Check all that apply**)

- White or Caucasian
- Black or African American
- Hispanic or Latina or Latino
- American Indian or Native American
- Alaskan Native, Aleut, or Eskimo
- Asian
- Native Hawaiian or Pacific Islander
- Something else not listed above: _____
- Prefer not to answer

Do you have a physical or mental condition that impacts your daily life?

- Yes
- No

What is your total household annual income before taxes?

▼ \$0 (0) ... Prefer not to answer (99)

Thank you for participating. Your assessment of sexual conduct and campus safety will help us take action to make Great Basin College a better place for everyone.

Your responses have not yet been submitted. You must go to the next screen to submit your responses. **Please click ">>" to submit your survey responses.**

You will now be redirected to GBC's Equal Opportunity & Title IX website (<https://www.gbcnv.edu/security/assault.html>) to learn more about the policies, procedures, and services that aim to keep our college community safe. You can also visit <https://www.gbcnv.edu/security/harassment.html> for additional information.

The GBC Behavioral Intervention Team aims to help students, faculty, and staff during difficult times. If you believe you need the assistance of the team, please contact the Assistant to the Vice President for Student and Academic Affairs at 775-327-2115, and she will arrange for the appropriate team member to respond. If you have an emergency, call the security cell at 775-934-4923 for immediate response.