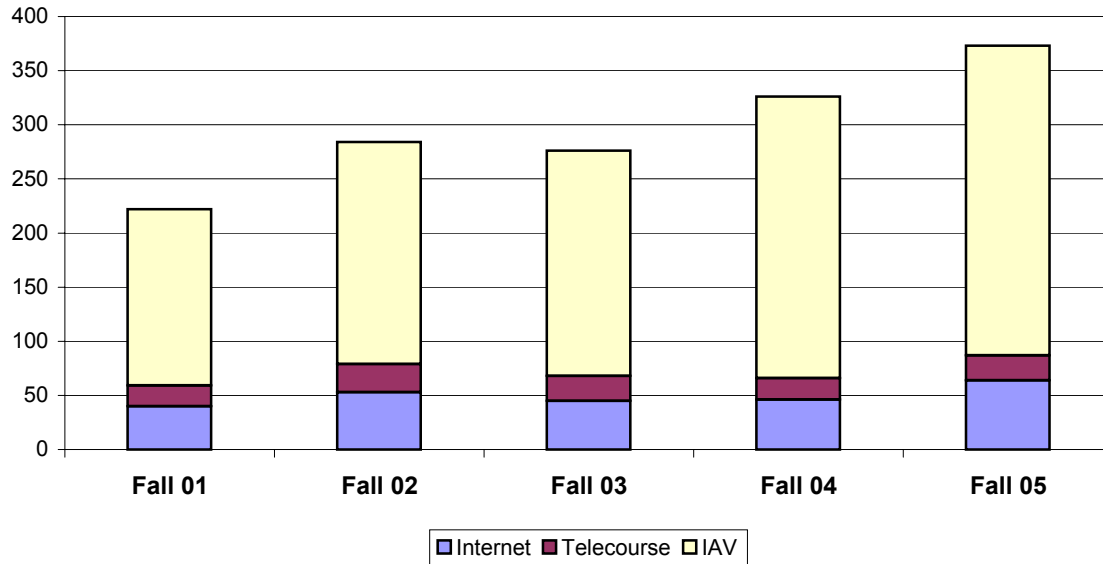


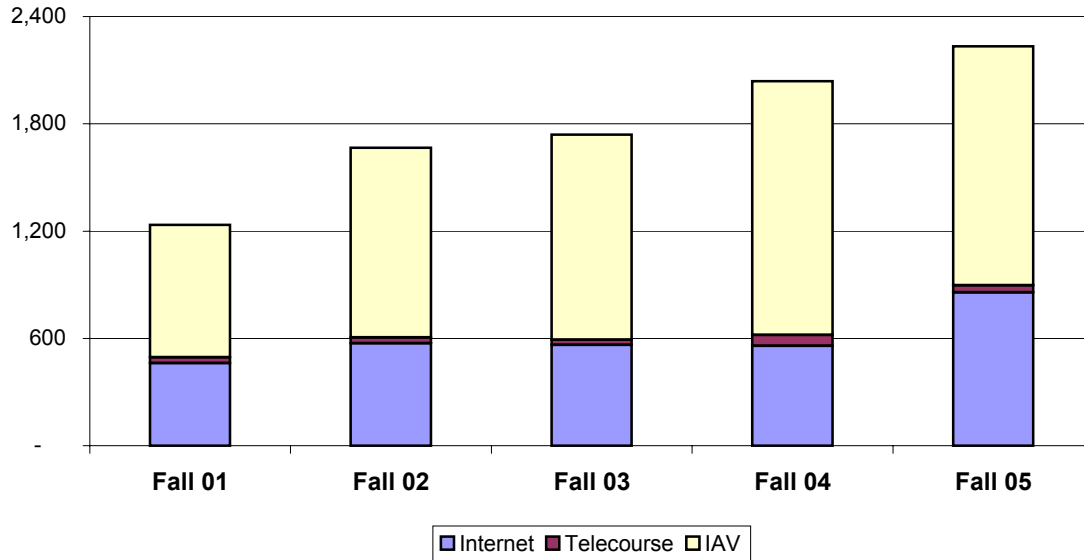
Distance Education Course Sections



Type	Fall 01	Fall 02	Fall 03	Fall 04	Fall 05	% Change 5 yrs
Internet	40	53	45	46	64	60.0%
Telecourse	19	26	23	20	23	21.1%
Interactive Video	163	205	208	260	286	75.5%
Total Distance Ed	222	284	276	326	373	68.0%
Total GBC	701	726	728	739	885	26.2%

Note: Each course call number is counted as one section. Community service classes are excluded.

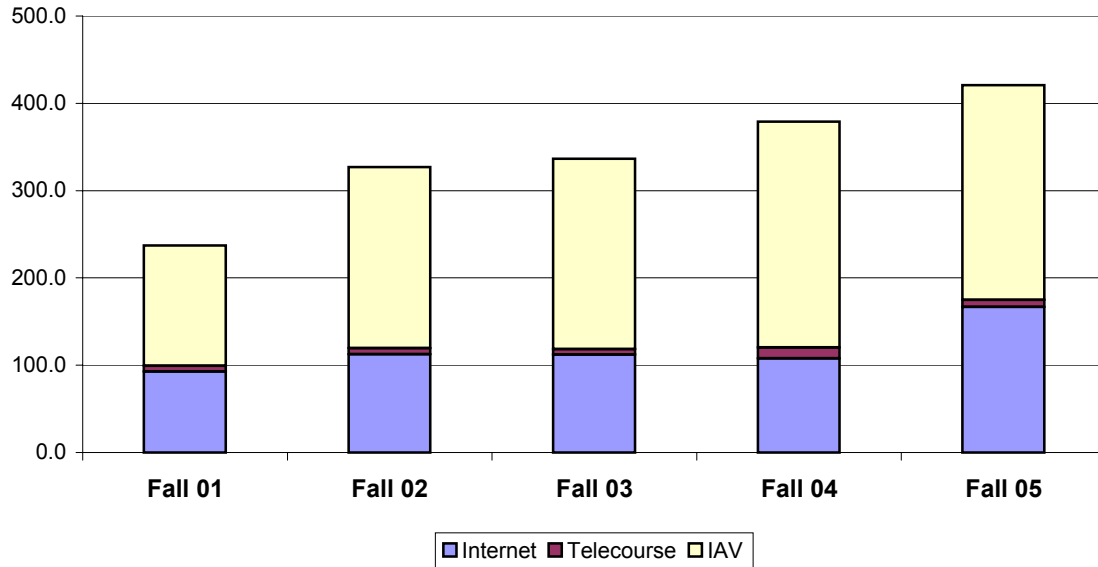
Distance Education Course Enrollment (duplicated*)



Type	Fall 01	Fall 02	Fall 03	Fall 04	Fall 05	% Change 5 yrs
Internet	462	572	564	559	857	85.5%
Telecourse	32	33	29	60	39	21.9%
Interactive Video	741	1,062	1,147	1,419	1,338	80.6%
Total Distance Ed	1,235	1,667	1,740	2,038	2,234	80.9%
Total GBC	6,610	6,967	7,470	7,359	7,879	19.2%

* If a student takes more than one class will be counted more than once.

Distance Education FTE



Type	Fall 01	Fall 02	Fall 03	Fall 04	Fall 05	% Change 5 yrs
Internet	92.7	112.5	112.3	107.9	166.7	79.8%
Telecourse	6.6	6.8	6.0	12.4	8.0	21.2%
Interactive Video	137.7	207.7	218.0	258.5	246.1	78.7%
Total Distance Ed	237.07	327.07	336.33	378.87	420.87	77.5%
Total GBC	1197.2	1229.0	1367.9	1356.0	1353.0	13.0%