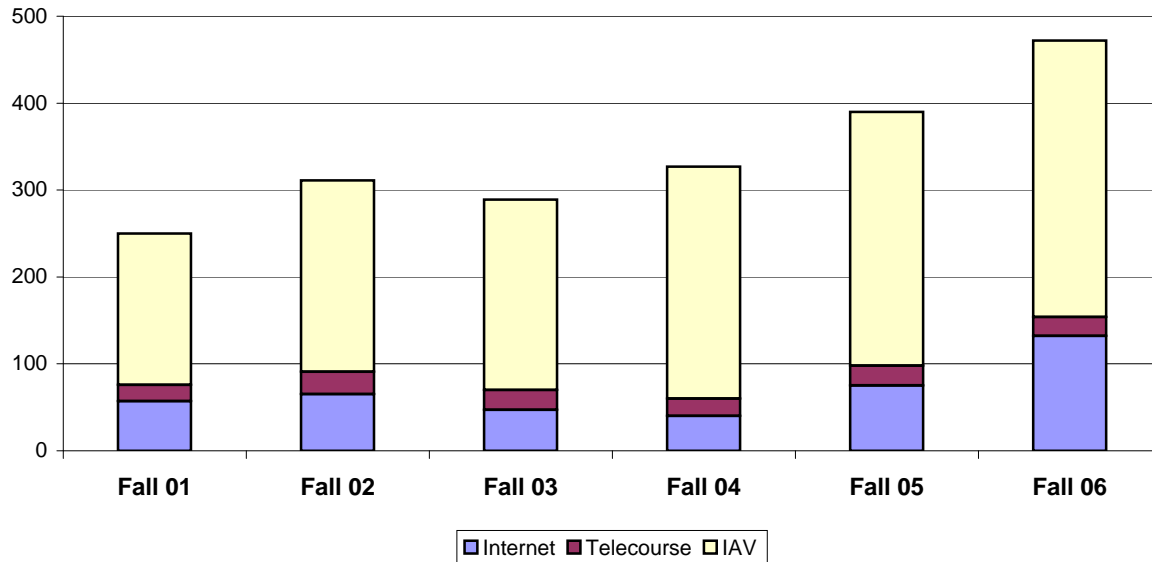


Distance Education Course Sections

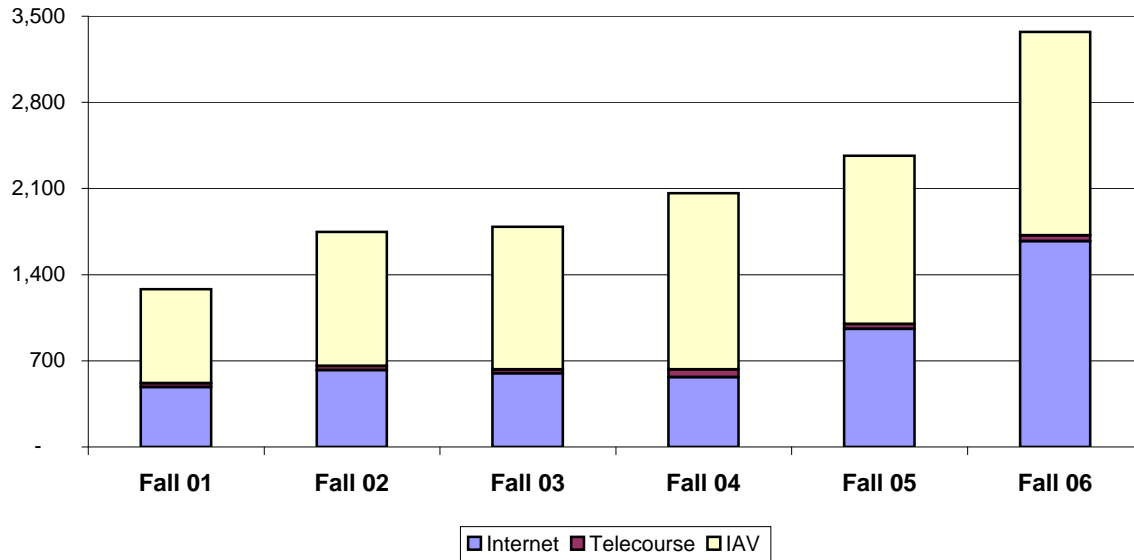


Type	Fall 01	Fall 02	Fall 03	Fall 04	Fall 05	Fall 06	% Change 6 yrs
Internet	57	65	47	40	75	132	131.6%
Telecourse	19	26	23	20	23	22	15.8%
Interactive Video	174	220	219	267	292	318	82.8%
Total Distance Ed	250	311	289	327	390	472	88.8%
Total GBC	701	726	728	739	885	1025	46.2%

Note 1: Each course call number is counted as one section. Community service classes are excluded.

Note 2: Internet classes include Internet, LiveNet, and High School K section online classes.

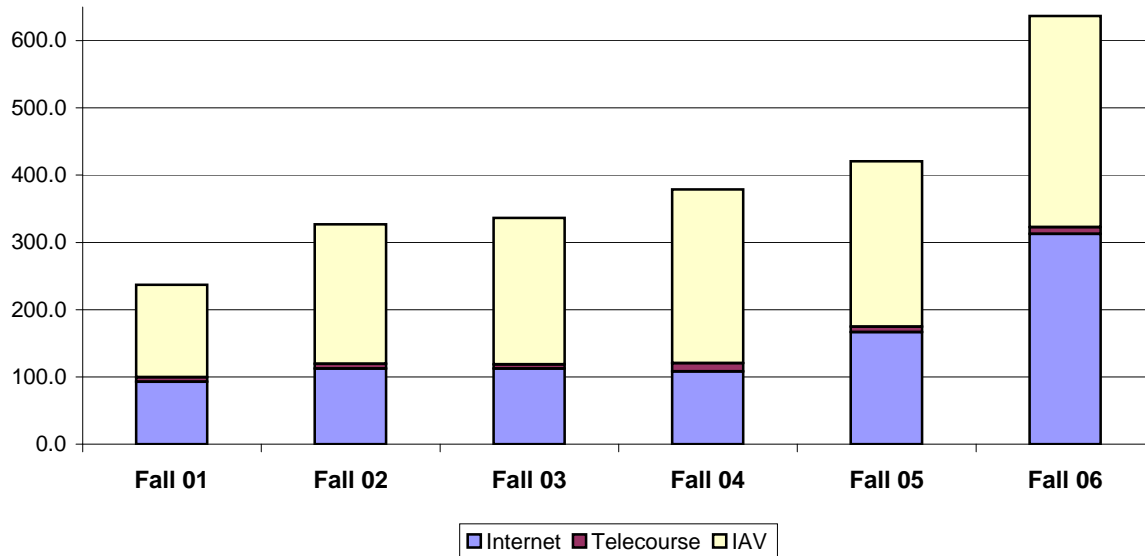
Distance Education Course Enrollment (duplicated*)



Type	Fall 01	Fall 02	Fall 03	Fall 04	Fall 05	Fall 06	% Change 6 yrs
Internet	485	624	599	568	959	1,671	244.5%
Telecourse	32	33	29	60	39	49	53.1%
Interactive Video	765	1,091	1,161	1,433	1,367	1,652	115.9%
Total Distance Ed	1,282	1,748	1,789	2,061	2,365	3,372	163.0%
Total GBC	6,610	6,967	7,470	7,359	7,879	9,187	39.0%

* If a student takes more than one class will be counted more than once.
 Note: Internet classes include Internet, LiveNet, and High School K section online classes.

Distance Education FTE



Type	Fall 01	Fall 02	Fall 03	Fall 04	Fall 05	Fall 06	% Change 6 yrs
Internet	92.7	112.5	112.3	107.9	166.7	312.6	237.1%
Telecourse	6.6	6.8	6.0	12.4	8.0	9.8	48.5%
Interactive Video	137.7	207.7	218.0	258.5	246.1	314.3	128.2%
Total Distance Ed	237.07	327.07	336.33	378.87	420.87	636.70	168.6%
Total GBC	1197.2	1229.0	1367.9	1356.0	1353.0	1616.0	35.0%

Note: Internet classes include Internet, LiveNet, and High School K section online classes.