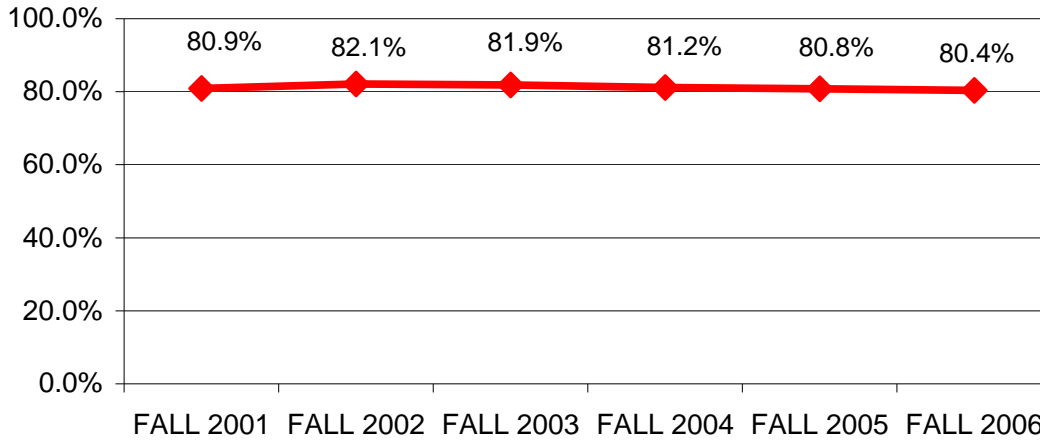


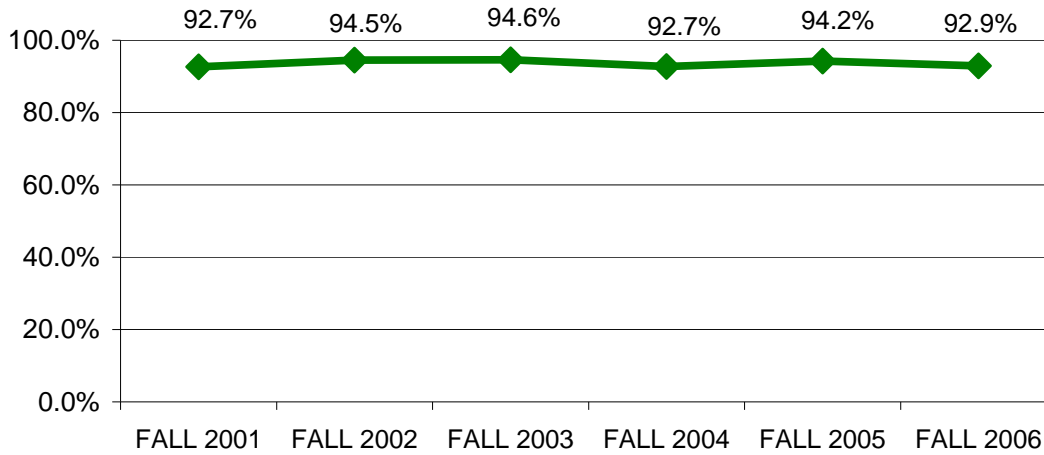
### Successful Course Completion Rate



Demographics	FALL 01	FALL 02	FALL 03	FALL 04	FALL 05	FALL 06
Female	81%	84%	84%	83%	82%	79%
Male	82%	82%	82%	79%	81%	81%
Minority	81%	81%	83%	82%	78%	79%
White	81%	84%	83%	82%	83%	80%
Part-Time	82%	83%	83%	82%	83%	71%
Full-Time	81%	82%	83%	82%	80%	94%
Freshman	78%	81%	78%	74%	80%	74%
Sophomore	85%	88%	87%	86%	80%	86%
Junior	87%	82%	89%	88%	83%	87%
Senior	92%	91%	91%	94%	91%	89%
Under 18	86%	79%	83%	81%	78%	74%
18 to 24	76%	79%	79%	78%	77%	76%
25 to 34	84%	83%	84%	84%	85%	84%
35 to 49	86%	87%	87%	85%	87%	87%
50 & over	88%	88%	89%	88%	86%	89%
New Student	77%	80%	80%	80%	79%	77%
Prior GBC Student	83%	84%	84%	83%	83%	81%
Non-Degree Seeking	82%	84%	84%	79%	86%	83%
Degree Seeking	81%	83%	83%	82%	80%	79%

Note: Successful course completion rate is the percent of A to D, or P; but not an F or W; NR & I not included in the calculation.

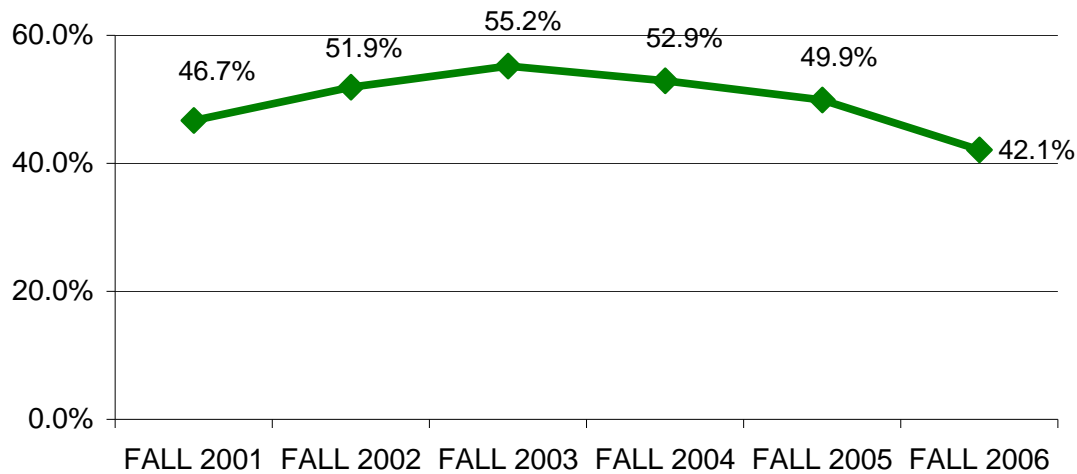
**Term Retention Rate**



Demographics	FALL 01	FALL 02	FALL 03	FALL 04	FALL 05	FALL 06
Female	93%	94%	89%	90%	89%	93%
Male	92%	95%	89%	87%	93%	93%
Minority	93%	94%	86%	88%	89%	92%
White	93%	95%	90%	89%	91%	93%
Part-Time	91%	93%	85%	85%	88%	91%
Full-Time	98%	98%	97%	96%	97%	100%
Freshman	92%	94%	86%	85%	90%	92%
Sophomore	92%	96%	93%	94%	91%	94%
Junior	93%	93%	94%	93%	89%	94%
Senior	95%	93%	94%	95%	94%	96%
Under 18	95%	92%	89%	92%	96%	94%
18 to 24	93%	95%	94%	92%	92%	93%
25 to 34	92%	95%	92%	88%	90%	92%
35 to 49	93%	94%	86%	88%	91%	94%
50 & over	91%	95%	81%	82%	84%	92%
New Student	94%	95%	89%	88%	92%	92%
Prior GBC Student	92%	94%	89%	89%	90%	93%
Non-Degree Seeking	93%	94%	84%	84%	90%	94%
Degree Seeking	93%	95%	92%	92%	91%	92%

Note: Term retention rate is the percent of students who completed a semester by receiving a letter grade in at least 0.5 units.

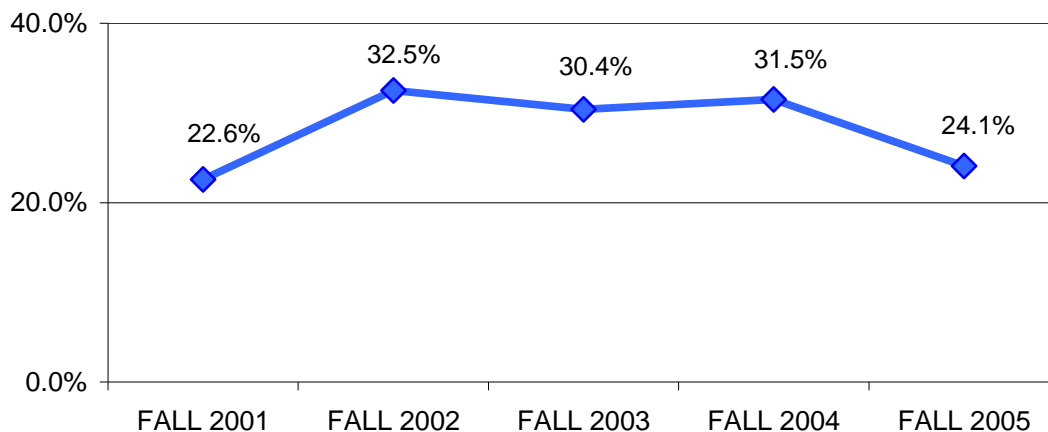
**New Student Fall to Spring Persistence Rate**



Demographics	FALL 01	FALL 02	FALL 03	FALL 04	FALL 05	FALL 06
Female	51%	54%	58%	52%	55%	45%
Male	42%	49%	52%	54%	45%	39%
Minority	47%	46%	46%	55%	49%	45%
White	47%	54%	58%	52%	50%	41%
Part-Time	41%	44%	45%	43%	40%	34%
Full-Time	63%	73%	73%	75%	75%	86%
Freshman	45%	52%	53%	50%	49%	39%
Sophomore	83%	N/A	91%	97%	70%	78%
Junior	56%	N/A	100%	100%	100%	71%
Senior	100%	N/A	50%	100%	100%	67%
Under 18	69%	56%	66%	69%	51%	43%
18 to 24	57%	65%	64%	59%	61%	52%
25 to 34	33%	37%	50%	37%	41%	45%
35 to 49	25%	34%	33%	32%	49%	34%
50 & over	28%	35%	30%	23%	24%	20%
New Student	47%	52%	55%	53%	50%	42%
Prior GBC Student	N/A	N/A	N/A	N/A	N/A	N/A
Non-Degree Seeking	32%	40%	42%	38%	40%	30%
Degree Seeking	63%	66%	69%	67%	64%	54%

*Note: New student fall to spring persistence rate is the percent of new students enrolled in fall semester and re-enroll in the following spring semester.*

### New Student Fall to Fall Persistence Rate



Demographics	FALL 01	FALL 02	FALL 03	FALL 04	FALL 05	FALL 06
Female	27%	35%	33%	33%	31%	N/A
Male	17%	29%	27%	28%	17%	N/A
Minority	22%	34%	31%	35%	18%	N/A
White	23%	32%	30%	30%	26%	N/A
Part-Time	17%	25%	21%	21%	26%	N/A
Full-Time	41%	54%	48%	56%	15%	N/A
Freshman	21%	30%	27%	29%	23%	N/A
Sophomore	61%	N/A	77%	61%	55%	N/A
Junior	44%	N/A	88%	80%	40%	N/A
Senior	67%	N/A	0%	100%	100%	N/A
Under 18	21%	30%	25%	36%	25%	N/A
18 to 24	32%	44%	38%	40%	32%	N/A
25 to 34	18%	21%	33%	26%	19%	N/A
35 to 49	14%	23%	24%	18%	21%	N/A
50 & over	14%	20%	15%	13%	50%	N/A
New Student	23%	33%	30%	32%	24%	N/A
Prior GBC Student	N/A	N/A	N/A	N/A	N/A	N/A
Non-Degree Seeking	16%	40%	42%	15%	13%	N/A
Degree Seeking	30%	60%	69%	47%	40%	N/A

Note: New student fall to spring persistence rate is the percent of new students enrolled in fall semester and re-enroll in the following fall semester.

## Degrees/Certificates Awarded

Major	2001-02	2002-03	2003-04	2004-05	2005-06	2006-07
AA-ART	61	52	79	48	54	67
AA-EDU	0	0	0	3	1	0
AAS-AG	0	0	0	3	5	0
AAS-BA	2	6	4	9	13	1
AAS-CG	0	1	0	1	0	0
AAS-CJ	4	2	1	2	1	3
AAS-CO	2	1	0	0	0	0
AAS-CS	3	1	5	1	3	3
AAS-DT	2	2	9	9	5	0
AAS-EC	5	3	4	3	7	1
AAS-EL	7	4	4	6	8	0
AAS-GC	0	0	2	3	2	0
AAS-IP	0	0	0	0	1	0
AAS-IS	1	0	3	2	3	0
AAS-NS	0	3	6	6	1	0
AAS-OA	2	1	0	0	0	0
AAS-OT	0	0	0	1	1	0
AAS-RN	17	14	10	16	12	0
AAS-WS	0	0	0	0	1	0
AAS-WT	0	6	6	3	2	1
AG-GEN	14	6	17	15	19	16
AS-SCI	9	9	11	5	14	11
BA-EE	7	9	13	6	23	13
BA-IRM	0	0	0	1	2	0
BA-ISS	0	0	1	1	8	9
BA-SEM	0	0	0	0	0	1
BA-SES	0	0	0	0	0	2
BAS-DI	0	0	0	0	0	1
BAS-I	0	0	0	0	0	1
BAS-MT	0	2	0	4	14	17
BS-NUR	0	0	0	0	0	5
CRT-AT	2	7	3	1	6	0
CRT-BA	1	2	0	0	1	0
CRT-CT	0	1	0	0	0	0
CRT-DT	1	1	6	2	4	0
CRT-EC	1	1	1	0	0	2
CRT-EE	0	0	0	1	0	0
CRT-EL	2	4	6	1	1	0
CRT-IP	0	0	0	0	1	0
CRT-IT	0	1	3	2	0	1
CRT-OT	2	1	1	2	0	1
CRT-WT	1	3	5	1	2	1
CT-EE	0	0	0	0	0	1
CT-SE	0	0	0	0	0	1
<b>Total</b>	<b>146</b>	<b>143</b>	<b>200</b>	<b>158</b>	<b>215</b>	<b>159</b>