

Great Basin College

Student guide to Complio

Required immunizations and certifications



What you need to know about compliance and immunization requirements

Great Basin College students will need to provide documentation regarding the completion of their immunization, background check, drug screen, required trainings and related compliance records. GBC uses a vendor called American DataBank to help students track, access, and maintain their compliance records through their academic program. American DataBank has created a web-based database allows students to access their immunization and compliance records from a computer and gives students the ability to update and download their compliance “passport” at their convenience. This system is known as Complio and automatically notifies students when immunization or compliance records are expiring so that students can update their records as needed.

This guide contains details about how to complete the immunization and certification requirements which must be completed. Please review these materials closely and complete the required items today.

Getting Started Check list

1. Create your Complio account

- a. Using Chrome or Firefox, go to gbcnvcompliance.com and place your order for the Immunization Tracking Package, Clinical Rotation Access, as well as the Background Check and Drug Screening Package. Once you have placed your order, Complio will provide you will a list of requirement Immunizations and email you the necessary drug screening registration. Complio will provide you with your username and password via email. Please allow one business day to receive your user ID and password and double check your spam or junk folder if you do not receive it.

2. Gather your immunization records

- a. Complio will provide you with a list of all immunization requirements, which will also be emailed to you at the same time you place your order. Please review these carefully to ensure you have all documentation.

3. Submit Materials

- a. When you receive your drug screening information please follow all instructions found in the email and take the appropriate action. Your background check results will be uploaded for you upon completion by American DataBank. Your drug screening results will be uploaded to your account 72 business hours after you complete the collection.

Clinical agency requirements

Students placed at clinical agencies are required to provide their immunization and compliance materials prior to being placed in that setting. Your program faculty and staff may halt your attendance in clinical course work at any time if your immunization and clinical requirements have not been met.

Complio support

Account login: gbcnvcompliance.com

Technical Support:
complio@americandatabank.com

Or
(800) 200-0853

Maintaining your Compliance Status

Load your documents and track your compliance


- Log into Complio at gbcnvcompliance.com with your username and password.
- Provide all supporting documentation to Complio. American DataBank will review these documents within 1-3 business days and then let you know if the documents met requirements (approved) or did not meet requirements (rejected and needs further action).

View your clinical Passport

- You can print your clinical passport at any time to show that you have met the requirements to be in that setting and are eligible to attend class. When you are logged into your account click on the Report tab on the left side of your profile to open this item. Your passport report also provides a quick way to see what items may be expiring soon or what may need to be updated right away.

Don't wait to update

- Many required items need to be renewed on an annual basis. It is important that students follow up with any notifications that they receive from Complio regarding expiring items or items that have not yet been completed.

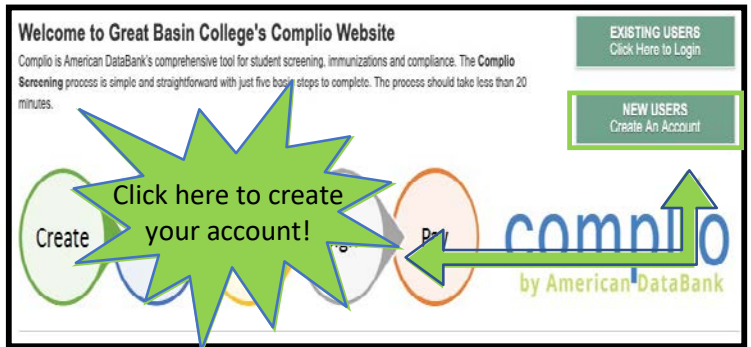


Requirements	Description
MMR	You need either positive titers for Measles, Mumps, and Rubella or two doses of the MMR vaccine
Varicella	You need a positive titer or two doses of the Varicella vaccine *Pahrump only
Hepatitis B	You will either need a Positive titer or three doses of the vaccine or a declination
Tuberculosis	You must submit proof of an annual two step PPD, or a QuantiFeron blood test, or a negative Chest X-ray if you test positive for TB
Tdap	You must submit a Tdap from the last 10 years
Influenza	You must submit proof of a flu shot annually
CPR Card	Must be an AHA BLS CPR card
Background Check	You must submit proof of your ADB Background Check
Drug Screening	You must submit proof of your ADB Drug Screening
Health Insurance	You must submit proof of medical insurance

These are your vaccination requirements. They will be outlined in Complio, however please take time to review what you'll need to submit in order to become compliant ahead of time. If you have questions on why something is required, please speak with your program administrator. These requirements may change from year to year. Clinical Sites may require additional items other than what is identified. Students will receive information regarding additional requirements if needed.

How to set up your Complio account

1. Go to gbcnvcompliance.com to create your account by clicking on the "New Users" button
2. Once you create your account, you will receive an email with an activation link.
 - a. Follow this link to login to your account. If you do not click on the link, your account will not be activated
3. Click on the Get Started button to begin the ordering process
4. Select your program of study and then click on "Load Packages"
 - a. You will see several different packages listed. If you're unsure of what to order, please contact your school to confirm.
5. Step 2 will ask you to confirm all details you entered when you created your account.
 - a. This information will be used to run your criminal background check and drug screening. It is imperative that you confirm that all details are correct. If you order incorrectly, you will have to place another order and a refund is not available.
 - b. We encourage you to opt-in to receive Text notifications regarding your Complio account
6. Drug Screening
 - a. If your order includes a drug screening, you will want to confirm with your campus if you will be doing the electronic process or a paper chain of custody form. If you are going through the electronic process and are unable to find a location near you (within 99 miles) please contact American DataBank at 800 200 0853 for assistance
7. Signing Forms
 - a. There will be several forms to sign. Review the document and scroll down the bottom of the page where you will check that you've read and agree to the documentation. Using your mouse or track pad, sign your name and click Next to proceed. The form will refresh to show your signature in the form. You will click Next to move forward.
8. Order Review
 - a. You will confirm your order on the Order Review page. Please double check your package selections as once you enter your payment information your order is not eligible for a refund. Please confirm your order before proceeding.



Tracking
Immunization Package(s)

Immunization Tracking Package
 24 Months (\$27.00)

Estimated Tracking Total:

Screening

Clinical Rotation Package (\$15.00)
 Background Check (\$38.00)
 10-Panel Drug Screening (\$46.00)

Be sure to purchase the Immunization Tracking and Clinical Rotation Package right away. Please contact Winni at 775-753-2300 to find out when you need to purchase the background check and drug screening

Text Message Notifications

Receive Text Notification: Yes No

gbc.complio.com says

You will not be able to edit any information for this order after proceeding. Have you reviewed all your information?

Refund Policy:
You have agreed to a non-tangible service, and as a customer you agree to the terms and conditions of service. In addition, you have acknowledged that there are no refunds that can be issued.

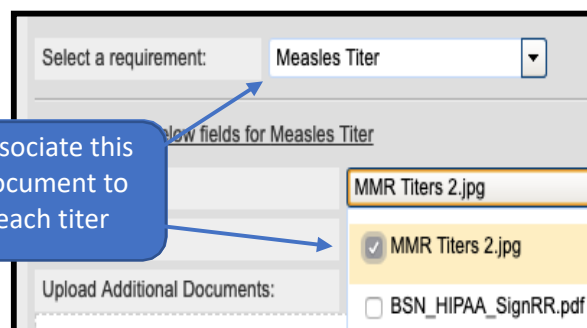
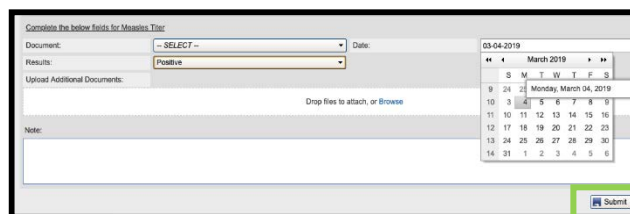
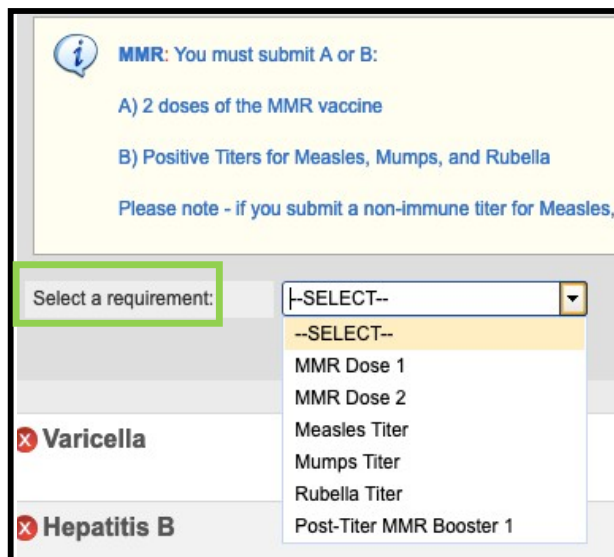
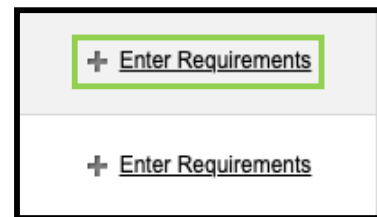
Cancel OK

Have you double checked your order?

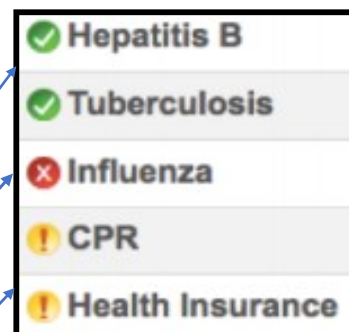
*Remember that there will be an additional fee at the drug screening collection site

How to set up your Complio account

9. Return to your home page, where you will see a video that shows you how to upload documents. Watch this video
10. Once you've watched the video, you will be able to see a list of all your requirements. Click on "Enter Requirements" on the right side and indicate which required items you are submitting.
 - a. You will see what steps are required to become compliant for each category as soon as you click "Enter Requirements"
11. Choose your pathway to compliance in the dropdown
 - a. Once you choose your option, Complio will ask you for additional information. Please enter all applicable details
 - b. Don't forget to click Submit!
12. You may need to submit multiple items for a single compliance category
 - a. Once you've uploaded a document once, it can be associated to as many items as you need. Just click the "Document" drop down once you select your requirement. In this screenshot, the student is associating their document "MMR Titer 2" to each titer individually (Measles, Mumps, and Rubella).
 - b. Do yourself a favor and label your documents with the contents. It will save you a great deal of time
13. American DataBank will review your documents within 1-3 business days once they are submitted
 - a. ADB reviewed your documents to ensure they meet your school's standards. They are following the direction of the school and do not make the standards themselves.
 - b. If will be notified via email and text (if you opted in) as to the status of the document you submitted.
 - c. If your document did not meet the standards, it is considered not approved and you will need to determine the next steps. If your document does meet the standards, it will be approved.
14. If you have any questions about what information your documents need to have in order to be approved, please click on Requirement Explanation at the top of your screen



Once you submit your documents, they will have a status. Green = approved, Red = not compliant, Yellow = Pending



Dear Student,

Thank you for your recent order for a Drug Screen Service.

Below is a location of a local Drug Screening Location where you can submit your collection for the ordered drug screen service.

These locations are pre-established to complete any Drug Screen collection for any Great Basin College order. Please print out this form and bring it to the collection site with you.

Sonoma Health & Safety Center LLC
Collection Fee \$35.00
653 Anderson St, Winnemucca, NV 89445

Humboldt General Hospital Lab
Collection Fee \$27.00
118 E Haskell St, Winnemucca, NV 89445
775-623-5222


****Collection site has Paper Chain of Custody Forms
on hand for the ordered test: (10 Panel 35190N)****

Please do not hesitate to contact our office if you have any questions.

Thank you,

Drug Screen Department
American DataBank
110 16th Street
Denver CO 80202
303-573-1130
800-200-0853
ds@americandatabank.com

Questions?



©American DataBank is always happy to help. You may call, email, or message us with any questions or concerns you have about Complio, your account, or your students' statuses.

Email: Complio@americandatabank.com

Phone: **800-200-0853**

Live Service: 7am-6pm MT M-F; 8am-4pm MT Sa

Address: 110 16th Street
Suite 800
Denver, CO 80202